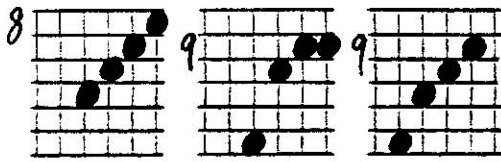


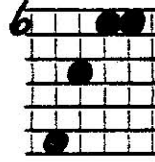
V-I MAJOR TYPES WITH STRING CROSSING on HIGHER SETS mainly

© 8-15-86
Jed Brown

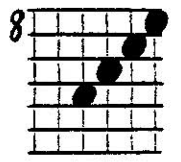
① Key of Db



Memorize the 3 chords at left; then add -->



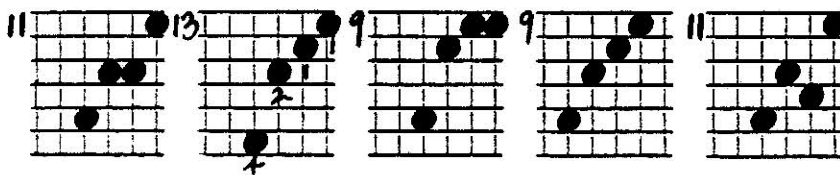
After mastering the phrase of 4 chords, finally add -->



Become completely adept at this "phrase of 5" in the given key and also in F and A (high and low) before moving on.

Apply the same cumulative process here and on the rest of this page too.

②

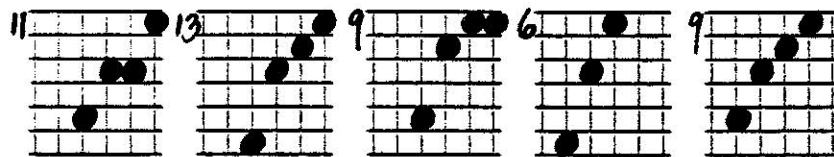


Given this phrase, your best shot is the given key and also in Bb, G, and maybe E.

The 2nd string note is not a mistake.


For fans of "Close Encounters":

②a



Before moving on, review the exercise #1 but now in the key of C, high E and high Ab.

③



Now it is important that you master this phrase in the following keys: Db, high A, F, D, and B.


There are various reasons for this, but please do not move on until you do it.

V-I MAJOR TYPES WITH STRING CROSSING on HIGHER SETS mainly

© 1988
J. Williams

(continued)

④



Optional:
Do this on
middle
strings.


Or on
the top
set.

Or try

Do your best to master this one in high Gb, Eb, C, and A.

⑤

Key of Ab



Also try
on top set

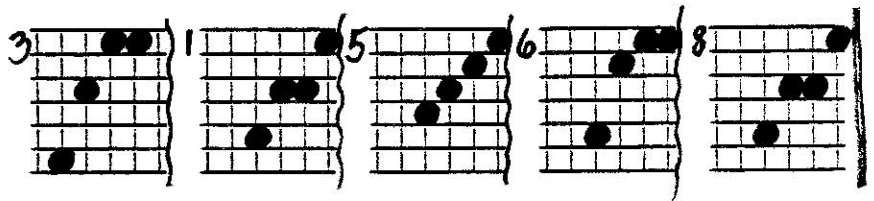
If this exercise had started on the top set, there would have been no string cross necessary. Please try it (all on the top set). Anyway, this one is to be done in Ab, F, D, and B.

★

SUMMARY:


a) Do all 5 exercises above in the keys of Bb, C, D, and E in the order of -->

┌ "Starting Chords" for summary in key of Bb



b) Do all 5 (or just 4 - see option at end) exercises in the keys of Gb and Ab in the order of -->

┌ "Starting Chords" for summary in key of Gb



This is for the one without the string crosses. Please do the one with the crosses too.

Optional for key of Ab (and A - see below)

For thoroughness of a high order:
Do summary a) in the keys of B, Db and Eb.
Do summary b) in the keys of F, G and A.

V-1 MAJOR TYPES WITH STRING CROSSING ON HIGHER SETS mainly

© 8-18-86
J. Williams

① Key of Bb

Memorize the 3 chords at left; then add

After mastering this shape of 4 chords finally add

Become completely adept at this "phrase of 5" in the given key and also in F and A (HIGH or low) before moving on.

② APPLY THE SAME CUMULATIVE PROCESS HERE + ON THE REST OF THIS PAGE TOO.

Memorize the 3 chords at left; then add

Give this phrase your shot. Don't shoot in the given key and also in F, G and A. The 2nd string note is not a mistake. maybe E.

Before moving on, review the exercise. Don't know in the keys of C, high E and high Ab.

②a for fans of 'EASE ENCOUNTERS'

Memorize the 3 chords at left; then add

Give this phrase your shot. Don't shoot in the given key and also in F, G and A. The 2nd string note is not a mistake. maybe E.

Before moving on, review the exercise. Don't know in the keys of C, high E and high Ab.

③

Memorize the 3 chords at left; then add

Give this phrase your shot. Don't shoot in the given key and also in F, G and A. The 2nd string note is not a mistake. maybe E.

Now it is important that you master this phrase in the following keys: Bb, HIGH A, F, D and B. Here are various reasons for this but please do not move on until you do it.

④

OPTIONAL: do this one with the 2nd string note. This is for the one w/out the string crossed. Please do the one with the string crossed too.

OR TRY

Do your best to master this one in HIGH Gb, Eb, C and A.

⑤ Key of Ab

OPTIONAL: do this one with the 2nd string note. This is for the one w/out the string crossed. Please do the one with the string crossed too.

OR TRY

Do your best to master this one in HIGH Gb, Eb, C and A.

* SUMMARY:

a) Do all 5 exercises above in the keys of Bb, C, D and E in the order of

"STARTING CHORDS" for summary in Key of Bb

b) Do all 5 (or just 4 - see option at end) exercises in the keys of G and Ab in the order of

"STARTING CHORDS" for summary in Key of Gb

FOR THOROUGHNESS OF A HIGH ORDER:

Do summary a) in the keys of D, Db and Eb.

Do summary b) in the keys of F, G and A.

This is for the one w/out the string crossed. Please do the one with the string crossed too.

OPTIONAL for Key of Ab (and A - see below)