

# DOMINANT 7TH SOUNDS, STEP 1

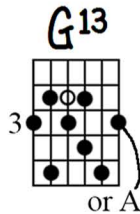
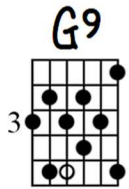
Ted Greene  
1977-11-06  
1977-11-15  
1977-11-22

- 1) Play all 8th notes as "jazz" 8ths and "straight" 8ths.
  - 2) Do all runs in the order given in the following keys: G, B, Eb, C, A (do 7th keys, not major), and make sure you transpose (using same fingering) as soon as you learn each run.
- This method sounds good and helps you to learn the runs more solidly.

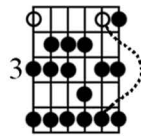
## Part 1

----- Arpeggios -----

G dominant scale



9 11 13  
(1, 2, 3, 4, 5, 6, b7)



**G<sup>9</sup>**

**G<sup>9</sup>**

**G<sup>13</sup>**

**G<sup>13</sup>** Later (maybe)

**G<sup>13</sup>**

**G<sup>13</sup>** Displaced

----- Arpeggios -----

**G<sup>9</sup>**
**G<sup>13</sup>**
**(G<sup>13sus</sup>)**  
**G<sup>11/13</sup>**
**G dominant scale**  
9 11 13  
(1, 2, 3, 4, 5, 6, b7)

And recommend same rhythm on other 13th runs

**G<sup>13</sup>**

**G<sup>13</sup>**

**G<sup>13</sup>**

**G<sup>13</sup>**

**G<sup>13</sup> Displaced**

**G<sup>13</sup>**

**G<sup>13</sup> Displaced**

**G<sup>13</sup>**

Other forms of rhythmic displacement can be worthwhile - ask if curious.

Part 2

- 1) Play as "jazz" 8ths (and "straight" 8ths?)
  - 2) Transpose and learn to see these runs as usual.
  - 3) Make up some similar runs.
- Try fingering all these runs in this 5th position too.

G<sup>13</sup>

G<sup>13</sup>

G<sup>13</sup> Use for ornament demonstration

G<sup>13</sup> or B D C

G<sup>13</sup> Like previous example, but using a melodic pattern.

----- Arpeggios -----

G<sup>9</sup> G<sup>13</sup> G<sup>11/13</sup>

G dominant 7 scale

Alternate fingering

G<sup>13</sup>

"Dominant 7th Sounds, Step 1" (parts 1 - 3) – Ted Greene, 1977 p.4

G<sup>13</sup>

1 3 4 3 3 1 4 1 3 1 3 4 1 4 3 1 1 3 4 2 3 4 1 3

Detailed description: A single musical staff in treble clef with a 4/4 time signature. The notes are G4, A4, B4, C5, B4, A4, G4, F4, E4, D4, C4, B3, A3, G3, F3, E3, D3, C3, B2, A2, G2, F2, E2, D2, C2, B1, A1, G1. Fingerings are indicated by numbers 1-4 below the notes. The piece ends with a double bar line.

G<sup>13</sup>

1 4 3 4 3 1 4 3 1 1 3 1 2 4 2 1 1 2 3 1 1 3 4 1 2 3 4

Detailed description: A single musical staff in treble clef with a 4/4 time signature. The notes are G4, A4, B4, C5, B4, A4, G4, F4, E4, D4, C4, B3, A3, G3, F3, E3, D3, C3, B2, A2, G2, F2, E2, D2, C2, B1, A1, G1. Fingerings are indicated by numbers 1-4 below the notes. The piece ends with a double bar line.

or B, D, C

3 1 1 4 1 2 1 1 3 2 1 1 3 1 3 3 4 1 3 3 1 4 3 1 3

Detailed description: A single musical staff in treble clef with a 4/4 time signature. The notes are G4, A4, B4, C5, B4, A4, G4, F4, E4, D4, C4, B3, A3, G3, F3, E3, D3, C3, B2, A2, G2, F2, E2, D2, C2, B1, A1, G1. Fingerings are indicated by numbers 1-4 below the notes. The piece ends with a double bar line.

Detailed description: A single musical staff in treble clef with a 4/4 time signature. The notes are G4, A4, B4, C5, B4, A4, G4, F4, E4, D4, C4, B3, A3, G3, F3, E3, D3, C3, B2, A2, G2, F2, E2, D2, C2, B1, A1, G1. The piece ends with a double bar line.

Detailed description: A single musical staff in treble clef with a 4/4 time signature. The notes are G4, A4, B4, C5, B4, A4, G4, F4, E4, D4, C4, B3, A3, G3, F3, E3, D3, C3, B2, A2, G2, F2, E2, D2, C2, B1, A1, G1. The piece ends with a double bar line.

G<sup>13</sup>SUS  
G<sup>11</sup>/13

Detailed description: A single musical staff in treble clef with a 4/4 time signature. The notes are G4, A4, B4, C5, B4, A4, G4, F4, E4, D4, C4, B3, A3, G3, F3, E3, D3, C3, B2, A2, G2, F2, E2, D2, C2, B1, A1, G1. The piece ends with a double bar line.

Mexican rhythm

(Brass)

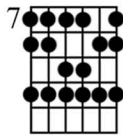
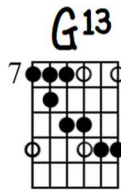
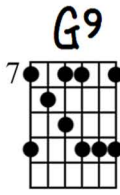
etc.

Detailed description: A single musical staff in treble clef with a 3/4 time signature. The notes are G4, A4, B4, C5, B4, A4, G4, F4, E4, D4, C4, B3, A3, G3, F3, E3, D3, C3, B2, A2, G2, F2, E2, D2, C2, B1, A1, G1. The piece ends with a double bar line.

Part 3

|----- Arpeggios -----|

G dominant 7 scale



Musical staff 1: Treble clef, 4/4 time signature. Chord: G<sup>9</sup>. Fingering: 1 4 1 4 2 3 2 1 1 3 4 3 1 4 1 4 4.

Musical staff 2: Treble clef, 12/8 time signature. Chord: G<sup>9</sup>. Includes an arrow pointing to a note with the text "or E".

Musical staff 3: Treble clef, common time signature. Chord: G<sup>9</sup>. Includes an arrow pointing to a note with the text "or E".

Musical staff 4: Treble clef, 12/8 time signature. Chord: G<sup>13</sup>. Includes an arrow pointing to a note with the text "or F".

Musical staff 5: Treble clef, common time signature. Chord: G<sup>13</sup>. Includes an arrow pointing to a note with the text "or F".

Musical staff 6: Treble clef, 12/8 time signature. Chord: G<sup>13</sup>. Includes an arrow pointing to a note with the text "or F".

Musical staff 7: Treble clef, common time signature. Chord: G<sup>13</sup>.

Musical staff 8: Treble clef, 12/8 time signature. Chord: G<sup>13</sup>.

Musical staff 1: Treble clef, G<sup>13</sup> chord above. The melody consists of eighth and quarter notes, ending with a quarter rest.

Musical staff 2: Treble clef, G<sup>13</sup> chord above. The first measure is in 12/8 time, and the second in common time (C). The melody features eighth and quarter notes.

Musical staff 3: Treble clef, G<sup>13</sup> chord above the first measure and G<sup>9</sup> chord above the second. The melody includes eighth notes and a quarter note with an 'or E' annotation above it.

Musical staff 4: Treble clef, G<sup>9</sup> chord above. The first measure has two triplets of eighth notes, followed by a quarter note with an 'or E' annotation above it.

Musical staff 5: Treble clef, G<sup>9</sup> chord above. The first measure is in common time, and the second is in 12/8 time. The melody consists of eighth and quarter notes.

Musical staff 6: Treble clef, G<sup>9</sup> chord above. The first measure is in common time, and the second is in quarter note time. The melody consists of eighth and quarter notes.

Musical staff 7: Treble clef, G<sup>9</sup> chord above. The first measure is in common time, and the second is in quarter note time. The second measure features four triplets of eighth notes.

Musical staff 8: Treble clef, G<sup>9</sup> chord above. The first measure is in common time, and the second is in quarter note time. The melody consists of eighth and quarter notes.

ARPEGGIOS

G9

E13

G DOM7 SCALE (1, 2, 3, 4, 5, 6, 7)

1) PLAY ALL 8th notes as "JAZZ BHS" + "STRAIGHT" 8ths.  
 2) DO ALL RUNS IN THE FOLLOWING KEYS: G, B, E<sup>b</sup>, C, A and *in the order given* MAKE SURE YOU TRANSPOSE (USING SAME FINGERING) AS SOON AS YOU HEAR EACH RUN, DOMINANT 7th KEYS, NOT MAJOR.

This method sounds good + helps you to learn the runs more solidly.

12/8

1) G9

2) E13

3) G13

4) E13 *displaced*

5) G13 *and recommend same rhythm on other 13th runs*

6) E13 *displaced*

7) G13 *displaced*

8) E13

9) G13

10) E13

11) G13

12) E13

13) G13

14) E13

15) G13

16) E13

17) G13

18) E13

19) G13

20) E13

21) G13

22) E13

23) G13

24) E13

25) G13

26) E13

27) G13

28) E13

29) G13

30) E13

31) G13

32) E13

33) G13

34) E13

35) G13

36) E13

37) G13

38) E13

39) G13

40) E13

41) G13

42) E13

43) G13

44) E13

45) G13

46) E13

47) G13

48) E13

49) G13

50) E13

51) G13

52) E13

53) G13

54) E13

55) G13

56) E13

57) G13

58) E13

59) G13

60) E13

61) G13

62) E13

63) G13

64) E13

65) G13

66) E13

67) G13

68) E13

69) G13

70) E13

71) G13

72) E13

73) G13

74) E13

75) G13

76) E13

77) G13

78) E13

79) G13

80) E13

81) G13

82) E13

83) G13

84) E13

85) G13

86) E13

87) G13

88) E13

89) G13

90) E13

91) G13

92) E13

93) G13

94) E13

95) G13

96) E13

97) G13

98) E13

99) G13

100) E13

Other forms of rhythmic displacement can be worthwhile - ask if curious.

ARPEGGIOS

G9 G13 G11/13

G DOM. 7 SCALE (1, 2, 3, 4, 5, 6, 7)

- 1) PLAY AS JAZZ STYL (+ STRAIGHT STYL?)
- 2) TRANSPOSE + LEARN TO SEE THESE RUNS AS USUAL.
- 3) MAKE UP SOME SIMILAR RUNS.

G13

G13

G13

use for ornament demonstration

LIKE PREVIOUS EXAMPLE BUT USING A MELODIC PATTERN.

TRY FINGERINGS ALL THESE RUNS IN THE 5th POSITION TOO.

ARPEGGIOS

G9 G13 G11/13

G DOM 7 SCALE

G13

G13

G13

G11/13 (G13sus)

Mexican RHYTHM (BRASS)

ALTERNATE FINGERING



# DOMINANT 7th SOUNDS - STEP 1 - PAGE 3

11-15-77

Handwritten guitar chord diagrams for G9, G13, and G DOM.7 SCALE.

**G9**  
7 0 0 0 0 0 0 0

**G13**  
7 0 0 0 0 0 0 0

**G DOM.7 SCALE**  
7 0 0 0 0 0 0 0

Handwritten musical notation on a single staff, starting with a G9 chord and a melodic line in 12/8 time. Includes fingerings (1, 2, 3, 4) and accents.

Handwritten musical notation on a single staff, continuing the G9 melodic line with various rhythmic patterns and accents.

Handwritten musical notation on a single staff, transitioning from G9 to G13 and including a measure with a whole rest.

Handwritten musical notation on a single staff, featuring G13 and G9 chords with melodic movement and accents.

Handwritten musical notation on a single staff, continuing the G13 and G9 melodic patterns.

Handwritten musical notation on a single staff, showing G13 and G9 chords with melodic lines.

Handwritten musical notation on a single staff, continuing the G13 and G9 melodic patterns.

Handwritten musical notation on a single staff, featuring G13 and G9 chords with melodic lines.

Handwritten musical notation on a single staff, continuing the G13 and G9 melodic patterns.

Handwritten musical notation on a single staff, featuring G9 chords with melodic lines and triplets.

Handwritten musical notation on a single staff, continuing the G9 melodic patterns with triplets.

Handwritten musical notation on a single staff, concluding the G9 melodic patterns with triplets.