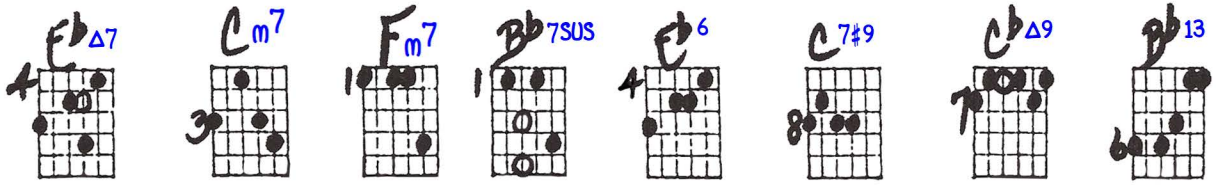


# HAUNTED HEART

Playing order: ● × □ △  
○ = opt.

## Comping

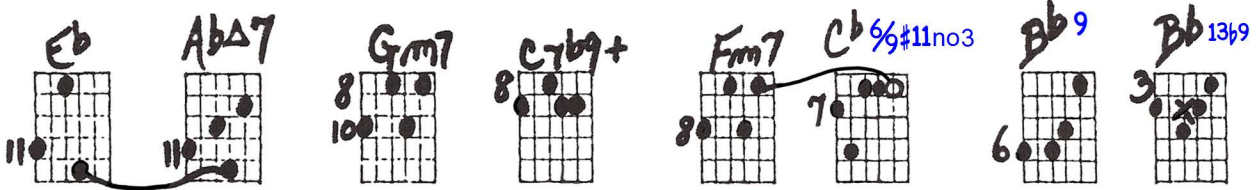
A



4/4

Eb6                      Bb7b9      Eb6      Gb07      Fm7      Bb7

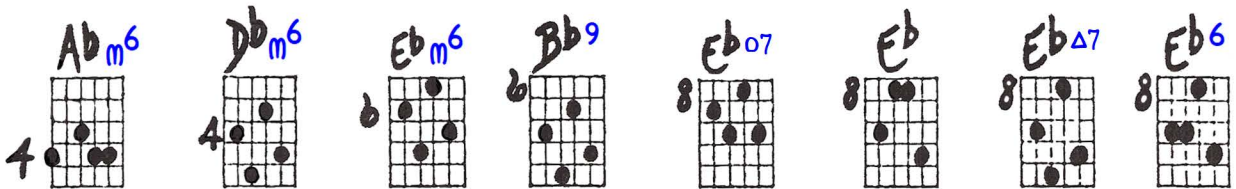
In the night \_\_\_\_\_ though we're a - part \_\_\_\_\_



5

Eb6                      E07      Fm7      Bb7      Fm7      Bb7

there's a ghost of you with - in my haunt - ed heart, \_\_\_\_\_

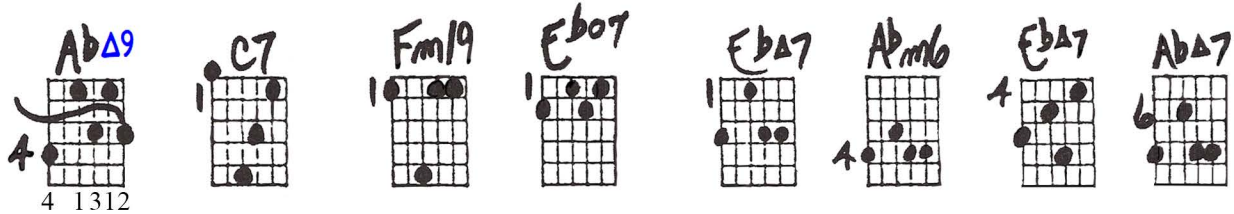


9

Fm7      E07      Ebm6      D07      Eb07      Eb6      EbΔ7      Eb6

ghost of you \_\_\_\_\_ my lost ro - mance. \_\_\_\_\_

A



25

Ab Eb<sup>b</sup>/G Fm<sup>7</sup> F<sup>#</sup>07 Eb/G

Dreams are dust, it's you who must be - long to me \_\_\_\_\_ and

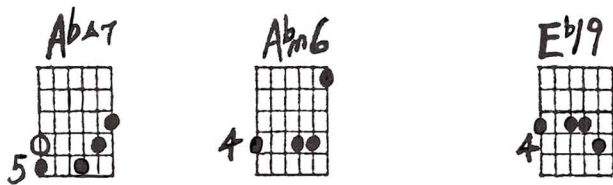
See p.5 for optional variations



29

Gb<sup>0</sup>7 Fm<sup>7</sup> Bb<sup>7</sup> Gm<sup>7</sup> C<sup>7</sup>

thrill \_\_\_\_\_ my haunt - ed heart. \_\_\_\_\_ Be



**Interlude**

- Options:  
 a) insert more harmony.  
 b) cut to 2 bars before the Interlude.

33

Fm<sup>7</sup> Bb<sup>9</sup> Bb<sup>7</sup>b<sup>9</sup> Eb Eb<sup>6</sup> Eb FINE Eb<sup>0</sup>7 Eb

still, \_\_\_\_\_ my haunt - ed heart. \_\_\_\_\_



Interlude

Handwritten guitar chord diagrams for measures 39-42:

- Measure 39: EbΔ7 (8)
- Measure 40: Eb6 (8)
- Measure 41: Eb07/9 (8)
- Measure 42: Eb0 type (6)

Musical notation for measures 39-42. Treble clef shows chords. Bass clef shows a bass line with lyrics: "Time rolls on try - ing in vain to cure me,". Chord changes in bass clef: EbΔ7, Eb, Eb07, Bb7, Bb7+, EbΔ7.

Handwritten guitar chord diagrams for measures 43-50:

- Measure 43: Ab13 (9)
- Measure 44: Ab9 (11)
- Measure 45: Ab9 (9)
- Measure 46: Ab7/6 (4)
- Measure 47: Fm7 (8)
- Measure 48: Bb7#11 (6) or G
- Measure 49: Eb6/9 (6)
- Measure 50: EbΔ9 (1)

Musical notation for measures 43-50. Treble clef shows chords. Bass clef shows a bass line with lyrics: "you are gone, but you re - main to lure me." Chord changes in bass clef: Ab9, Fm7/Bb, Bb7+, Eb.

(for Fm7)

Handwritten guitar chord diagrams for measures 51-58:

- Measure 51: AbΔ9 (4)
- Measure 52: Bb7b9w/E (1)
- Measure 53: Bb11 (6)
- Measure 54: Bb13#11mo9 (6)
- Measure 55: Gm7 (10)
- Measure 56: Eb07 (8)
- Measure 57: G7 (8)
- Measure 58: Cm (5)

Musical notation for measures 51-58. Treble clef shows chords. Bass clef shows a bass line with lyrics: "You're there in the dark and I call, you're there but you're not there at all." Chord changes in bass clef: Fm7/Bb, Bb07, Fm7/Bb, Bb7, Bb6, Eb07/Bb, B07, Cm.

Handwritten guitar chord diagrams and musical notation for measures 29-34.

Chord diagrams (top row):

- Ab6/9
- Bb13b9
- Ebb9
- Ab6
- Amb
- Gm7
- Cm11
- B9#11
- Bb11

Musical notation (middle row):

- Staff 1: Treble clef, key signature of two flats (Bb, Eb). Measure 29 starts with a 51. Chords: Ab6/9, Bb13b9, Ebb9, Ab6, Amb, Gm7, Cm11, B9#11, Bb11.
- Staff 2: Treble clef, key signature of two flats. Chords: Ab6, Bb7, EbΔ7, Fm, B9+, B9b5, Bb9. Ends with "D.C. AL FINE".

Lyrics (bottom row):

Oh, what will I do \_\_\_\_\_ with - out you, \_\_\_\_\_ with - out you?

Optional variations for measure 29

Three optional variations for measure 29.

variation #1:

- Chord diagram: Eb0Δ7 (with X marks on strings 1, 2, 3, 4)
- Musical notation: Treble clef, key signature of two flats. Chord: Eb0Δ7.
- Bass line: Treble clef, key signature of two flats. Chord: Gb07.
- Lyrics: thrill \_\_\_\_\_

variation #2:

- Chord diagram: Ab13#11
- Musical notation: Treble clef, key signature of two flats. Chord: Ab13#11.
- Bass line: Treble clef, key signature of two flats. Chord: Gb07.
- Lyrics: thrill \_\_\_\_\_

variation #3:

- Chord diagram: Ab13#11
- Musical notation: Treble clef, key signature of two flats. Chord: Ab13#11.
- Bass line: Treble clef, key signature of two flats. Chord: Gb07.
- Lyrics: thrill \_\_\_\_\_







Handwritten guitar chord diagrams for the first two lines of the piece. The first line contains chords: Gm7, Eb7, G7, Cm, Ab6/9, Bb7/9, Eb6/9, Ab6, Am7, and Gm7. The second line contains chords: Cm, B9#, Bb7, and Gm7. Fingering numbers (1-5) are written above the notes. Bar lines are present after Cm, Bb7, and Gm7.

A grid of 10 columns and 8 rows of empty guitar fretboard diagrams for practice. Each diagram is a 6x6 grid representing the fretboard.