
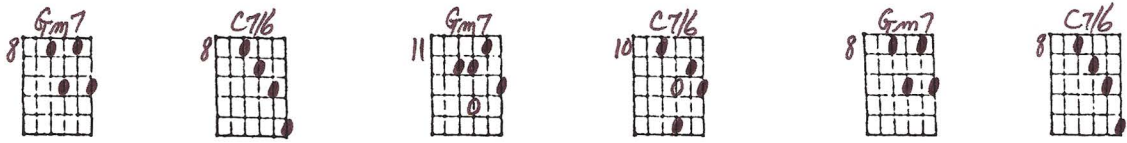


FASCINATIN' RHYTHM

Playing order: ● × □ △
○ = opt.

All chords get
2 beats unless....

Key of F




Basic changes:

Gm7 C7 Gm7 C7 Gm7 C7




1. Fas - ci - nat - ing rhy - thm you've got me on the go, fas - ci - nat - ing rhy - thm I all a -
2. one it did - n't mat - ter, but now you're do - ing wrong, when you start to pat - ter, I'm so un -



Gm7 C7 Cm7 F7 Cm7 F7




qui - ver. What a mess you're mak - ing, the neigh - bors want to know why I'm
hap - py, won't you take the day off? De - cide to run a - long some - where



Cm7 F7 Cm7 F7 Bb D7b9



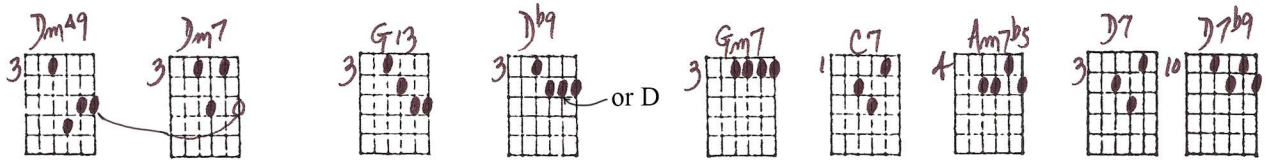
al - ways shak - ing just like a fli - ver. Each morn - ing
far a - way off, and make it snap - py. Oh, how I



1.

10 Gm7 C7 F6 Em7 A7

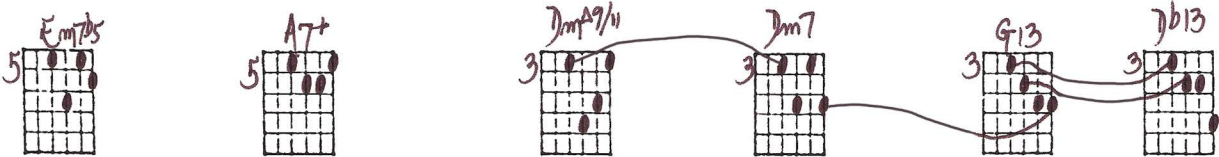
I get up with the sun, (start a - hop - ping, nev - er stop - ping)



13

Dm Dm7 G7 C7 Am7b5 D7b9

to find at night no work has been done. I know that




12.

17

Gm7 A7b9 Dm G9

long to be the man I used to be.



20

Gm7 C7 Gm7 G7 C7 F6

Fas - ci - nat - ing rhy - thm, oh, won't you stop pick - ing on me.

ALL CHORDS
GET 2 BEATS
UNLESS...

COMPING ON TOP 4 STRINGS - FASCINATING RHYTHM

8-28-94
© J. F. ...

Gm7	C7/b6	Gm7	C7/b6	Gm7	C7/b6	Gm7/b9	C7/b6	Cm9	F9
Cm9	F7	Cm7	F7	Cm7/b9	F13	F13	C13	C9	
F13	Em7b5	A7#9+	Dm9	Dm7	G13	D9	Gm7	C7	Am7b5
D7	D7b9	D.C. ϕ	Em7b5	A7+	Dm9/b9	Dm7	G13	D7b13	Gm7
D7b9	Gm7	C13	F6						

TUNE STRUCTURE:
for comping

ii7	V7	ii7	V7	ii7	V7	ii7	V7	ii7	V7
ii7	V7	ii7	V7	ii7	V7	IV	ϕ V7		
I	ii ϕ 7 ^{vi}	V7	vi7		II7	ii7	V7	iii ϕ 7	ϕ 11 9 7 V7 ii
V7	D.C. AL C9/A	ϕ	ii ϕ 7 ^{vi}	V7	vi7	II7		ii7	
V7	ii7	V7	I						