


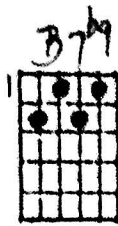
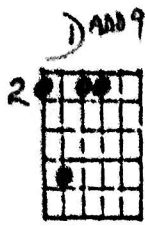
Playing order: ● × □ △
○ = opt.

A FOGGY DAY

Ted Greene
1980-04-09

[Comping study, key of D]


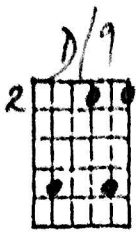
All chords get 4 beats unless otherwise indicated.



Basic changes:

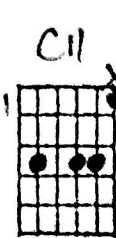
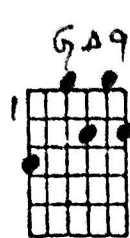
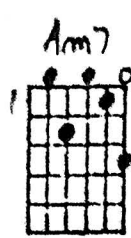
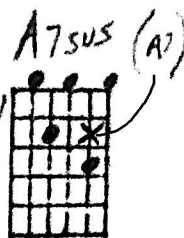
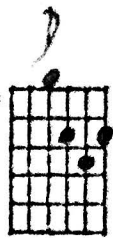
D B7 Em7 A7

A fog - gy day in Lon - don town



D G7 E7 A7

had me low and had me down.



D A7 D7 G C9

I viewed the morn - ing with a - larm, the

Handwritten guitar chord diagrams for measures 13-16:

- Measure 13: D (2nd fret)
- Measure 14: F#7 (2nd fret) with A6 written below it
- Measure 15: Bm (2nd fret)
- Measure 16: Bm7 (2nd fret) with (D6) written above it
- Measure 17: E9 (1st fret)
- Measure 18: A11 (1st fret) with A9 written below it

Musical notation for measures 13-16:

Chord progression: D, F#7, Bm, Bm7, E9, A7

Lyrics: Brit - ish Mu - se - um had lost its charm. How

Handwritten guitar chord diagrams for measures 17-20:

- Measure 17: DΔ7 (5th fret)
- Measure 18: B7b9 (5th fret)
- Measure 19: Em7 (5th fret) with "or open E" written below it
- Measure 20: A7/6 (5th fret)

Musical notation for measures 17-20:

Chord progression: D, B7, Em7, A7

Lyrics: long I won - dered, could this thing last? but the

Handwritten guitar chord diagrams for measures 21-24:

- Measure 21: DΔ9 (4th fret)
- Measure 22: F7 (6th fret)
- Measure 23: E9 (6th fret)
- Measure 24: A11 (3rd fret)

Musical notation for measures 21-24:

Chord progression: D, F7, E7, A7

Lyrics: age of mir - a - cles had - n't passed. for

(Am7/11)
D11

A guitar chord diagram for Am7/11 (D11) with a capo on the 5th fret. The notes are: 5th fret, 1st string (A); 5th fret, 2nd string (C); 5th fret, 3rd string (E); 5th fret, 4th string (G); 5th fret, 5th string (B).

D13

A guitar chord diagram for D13 with a capo on the 7th fret. The notes are: 7th fret, 1st string (D); 7th fret, 2nd string (F#); 7th fret, 3rd string (A); 7th fret, 4th string (C); 7th fret, 5th string (E); 7th fret, 6th string (G).

G#9

A guitar chord diagram for G#9 with a capo on the 3rd fret. The notes are: 3rd fret, 1st string (G#); 3rd fret, 2nd string (B); 3rd fret, 3rd string (D#); 3rd fret, 4th string (F#); 3rd fret, 5th string (A#); 3rd fret, 6th string (C#).

C9#11

A guitar chord diagram for C9#11 with a capo on the 7th fret. The notes are: 7th fret, 1st string (C#); 7th fret, 2nd string (E#); 7th fret, 3rd string (G#); 7th fret, 4th string (B#); 7th fret, 5th string (D#); 7th fret, 6th string (F#).

Musical notation for the first system. The top staff shows chords: Am7, D7, G, C9. The bottom staff shows the melody: sud - den - ly I saw you there, and through.

D/A

A guitar chord diagram for D/A with a capo on the 1st fret. The notes are: 1st fret, 1st string (D); 1st fret, 2nd string (F#); 1st fret, 3rd string (A); 1st fret, 4th string (C); 1st fret, 5th string (E).

G/A

A guitar chord diagram for G/A with a capo on the 1st fret. The notes are: 1st fret, 1st string (G); 1st fret, 2nd string (B); 1st fret, 3rd string (D); 1st fret, 4th string (F#); 1st fret, 5th string (A).

A

A guitar chord diagram for A with a capo on the 1st fret. The notes are: 1st fret, 1st string (A); 1st fret, 2nd string (C#); 1st fret, 3rd string (E); 1st fret, 4th string (G); 1st fret, 5th string (B).

open A G/A

A guitar chord diagram for open A G/A. The notes are: open 1st string (A); 2nd fret, 2nd string (C#); 2nd fret, 3rd string (E); 2nd fret, 4th string (G); 2nd fret, 5th string (B).

Bm/9

A guitar chord diagram for Bm/9 with a capo on the 7th fret. The notes are: 7th fret, 1st string (B); 7th fret, 2nd string (D); 7th fret, 3rd string (F); 7th fret, 4th string (A); 7th fret, 5th string (C); 7th fret, 6th string (E).

open E E11 to E9

A guitar chord diagram for open E E11 to E9. The notes are: open 1st string (E); 2nd fret, 2nd string (G#); 2nd fret, 3rd string (B); 2nd fret, 4th string (D#); 2nd fret, 5th string (F#).

Musical notation for the second system. The top staff shows chords: D/A, Em/A, F#m/A, Em/A, Bm7, E7. The bottom staff shows the melody: fog - gy Lon - don town the sun was shin - ing.

A11 to A9

A guitar chord diagram for A11 to A9 with a capo on the 2nd fret. The notes are: 2nd fret, 1st string (A); 2nd fret, 2nd string (C#); 2nd fret, 3rd string (E); 2nd fret, 4th string (G); 2nd fret, 5th string (B); 2nd fret, 6th string (D).

D

A guitar chord diagram for D with a capo on the 2nd fret. The notes are: 2nd fret, 1st string (D); 2nd fret, 2nd string (F#); 2nd fret, 3rd string (A); 2nd fret, 4th string (C); 2nd fret, 5th string (E).

Musical notation for the third system. The top staff shows chords: A11, A7, D. The bottom staff shows the melody: ev - - 'ry where. (A)

7-9-80

ALL CHORDS SET 7 BEATS UNLESS OTHERWISE INDICATED

A FOGGY DAY

X=PLAY AFTER CHORD IS SOLVED
O=OPTIONAL
ATM=ARM

1) D⁹ 2) B⁷A⁹ 1) E^m9 2) A⁹ 2) D/9 1) G⁹ 1) E⁹ 1) A¹¹ 1) D 1) A⁷SUS (A⁷)

1) A^m7 1) D⁹ 1) G^Δ9 1) C¹¹ 2) D 2) F[#]7 2) B^m 2) B^m7 (b6) 1) E⁹ 1) A¹¹

2ND LETTER

5) D^Δ7 5) B⁷b⁹ 5) E^m7 5) A⁷b⁶ 4) D^Δ9 6) F⁷ 6) E⁹ 3) A¹¹ 5) (A⁷b⁷/11) 7) D³

3) G^Δ9 7) C⁹#11 1) D/A 1) G/A 1) A 7) G/A 7) B^m/9 7) E¹¹ to E⁹ 2) A¹¹ to A⁹

2) D

A ^D foggy ^{B7} day in ^{Em7} london ^{A7} town

~~I~~ ^D had ^{F7} me ^{E7} low + had ^{A7} me down

I ^{A7} viewed ^{D7} the ^G morning ^{C9} with ^{A7} alarm

The ^D british ~~the~~ ^{F7} museum ~~the~~ ^{Bm7} had ^{E9} lost its ^{A7} charm

How ^D long ^{B7} I ^{Em7} wondered ^{A7} would ^{A7} this ^{A7} thing ^{A7} last

I ^D saw ^{F7} the ^{E7} age ^{A7} of ^{A7} miracles ^{A7} finally ^{A7} ~~sadly~~ ^{A7} past, then

^{Am7} Suddenly ^{D7} I ^G saw ^{C9} you ^{C9} there

and ^{D/A} I ^{G or Em/A} was ^{A or F#m/A} in ^A a ^A foggy ^A london ^A town ^A there

^{G or Em/A} Sun ^{Bm7 E7} was ^{A11 A7} shining ^D everywhere