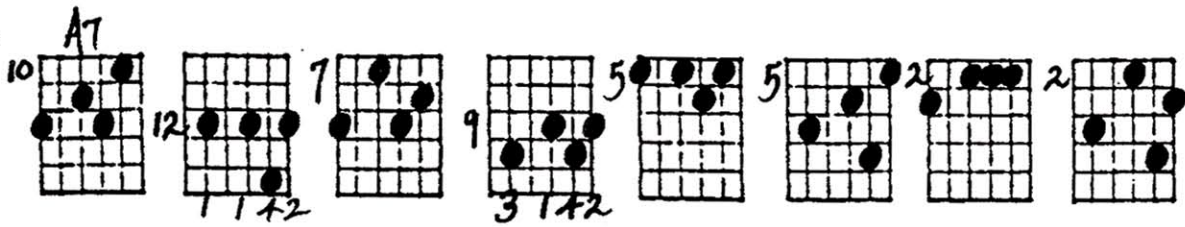
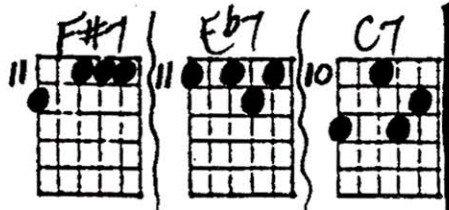


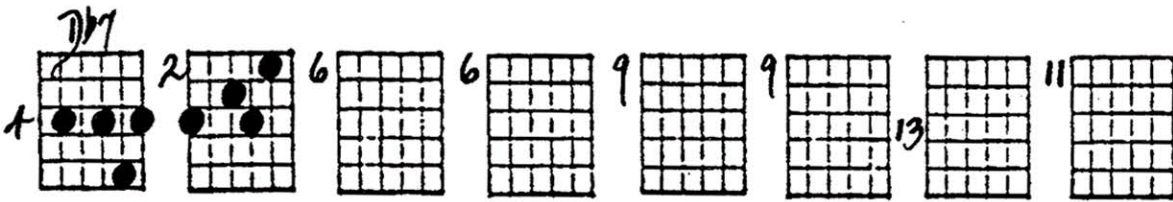
V-4 DOMINANT 7THS (LARGER SOUNDING LEAPS)

1. 

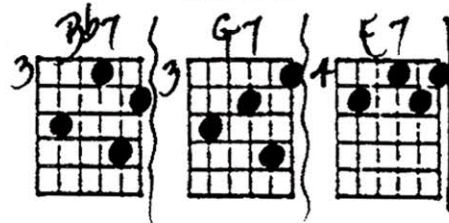
Start the same exercise now from the following chords:



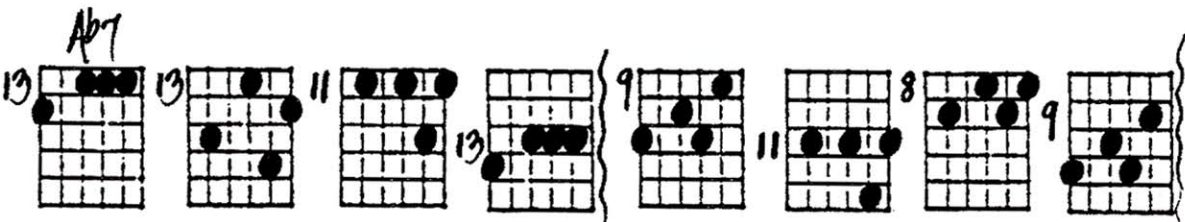
Transpose up and down 1/2 step if you think you need the work.

2. 

And do the same starting from:

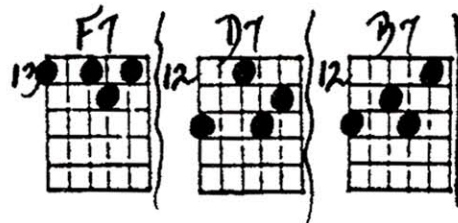


Transpose everything (up and down 1/2 steps) if you should.

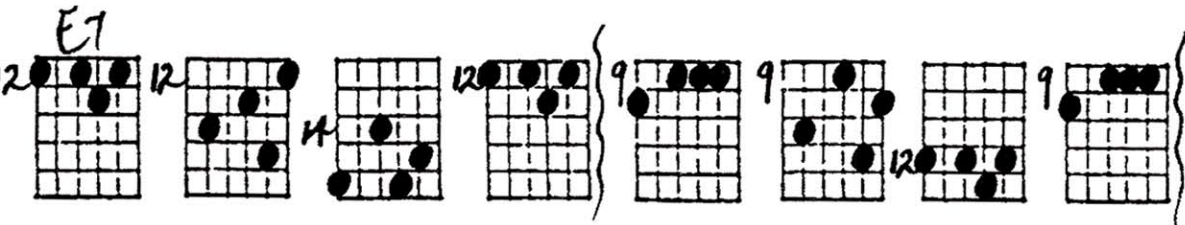
3. 

Etc.

Also, start from:

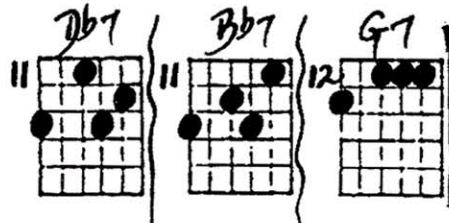


Transpose too, if relevant.

4. 

Etc.

Also, start from:



Transpose.....

LARGER-SOUNDING LEAPS with V-4 DOMINANT 7THS

Oct 9-36
Ted Greene

①

Start the same exercise now from the following chords:

Transpose up & down one $\frac{1}{2}$ step if you think you need the work.

②

And do the same starting from:

Transpose everything (up & down $\frac{1}{2}$ steps) if you should.

③

Also start from:

Transpose too if relevant

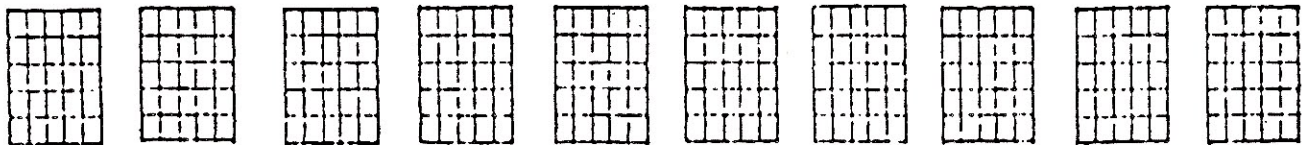
ETC.

④

also start from:

Transpose

ETC.



LARGER-SOUNDING LEAPS with V-4 DOMINANTS

©2008
And...
Blasquez

① **A^b7**

F7

D7

IF NECESSARY

B7

② **C7**

Also start from the following chords:

A7 **F#7** **E7**

③ **B7**

also start from the following chords:

A^b7 **F7** **D7**

AT THIS STAGE OF THE GAME WITH THIS MATERIAL, TRANSPOSING IS UP TO YOU.