

Ted Greene
Arrangement

WAVE

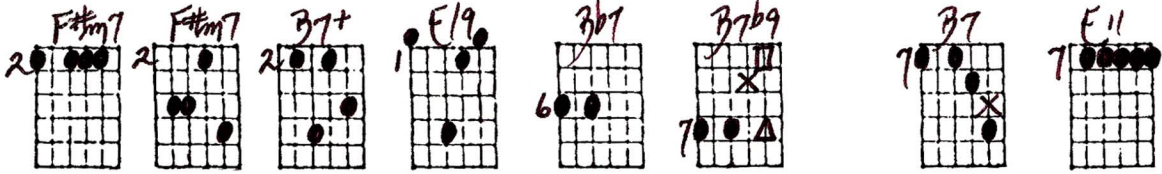
A.C. JOBIM

© 8-85
Ted Greene

Playing order: ● × □ △
○ = opt.

SOLO GUITAR

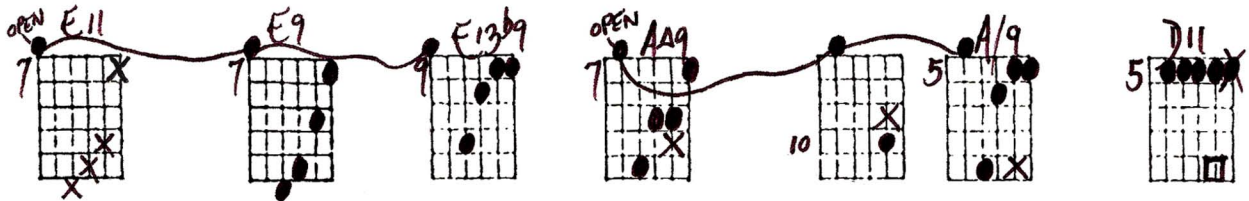
SUSTAIN
ALL NOTES
WHERE
POSSIBLE
IN EACH
DIAGRAM



FILL

Key of E

1. So close your eyes, for that's a love-ly way to be, _____
(3. By now we) know, the wave is on its way to be, _____



a - ware _____ of things _____ your heart a - lone _____
just catch _____ the wave, _____ don't be a - fraid _____



ARPEGGIATE.....

_____ was meant _____ to see, _____
_____ of lov - ing me, _____

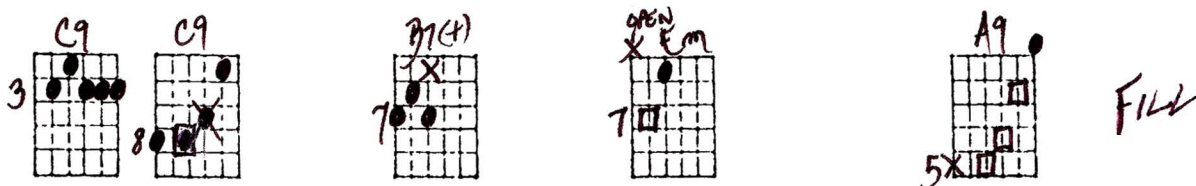
let ring-----

Wave - Ted Greene Arrangement (p. 2)



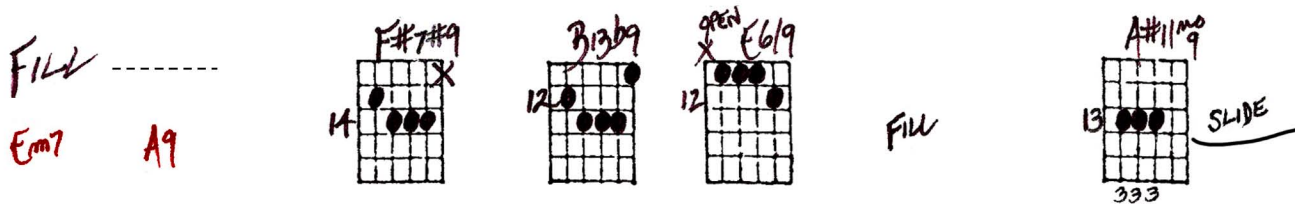
8

the fun - da - ment - al lone - li - ness goes when - ev - er



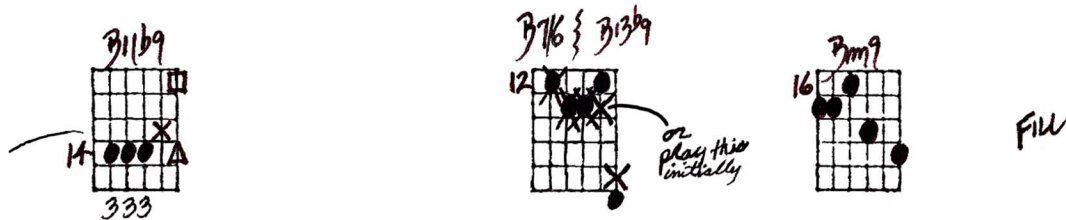
10

two can dream a dream to - geth - er. let ring-----



12

You can't de - ny, don't



14

try to fight the ris - ing sea,

Wave - Ted Greene Arrangement (p.3)

16

don't fight the moon, the stars a - - - - - bove,

18

Fill.....

and don't fight me,

20

OR STAY on the F#13

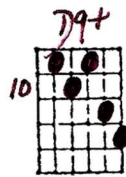

the fun - da - ment - al lone - li - ness goes when - ev - er

22

Fill.....

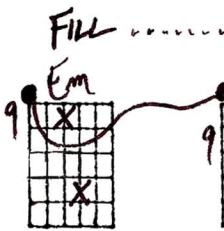
two can dream a dream to - geth - er.

Wave - Ted Greene Arrangement (p.4)



25

When I saw you first, the time was



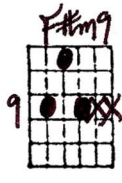
27

half past three, _____ when _____ your eyes met

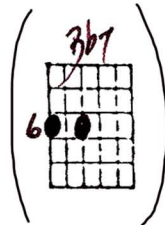


30

mine it was e - ter - ni - ty. _____



D.C.
AL
COYA
and take the 1st
ending



32

3. By now we know, the

SOLO GUITAR

WAVE - ANTONIO CARLOS JOBIM

© 84-85
Jobim

Key of E

F#m7 2 2 2 2 2 2

F#m7 2 2 2 2 2 2

B7+ 2 2 2 2 2 2

E19 1 1 1 1 1 1 (opt. fill)

Bb7 6 6 6 6 6 6

B7b9 7 7 7 7 7 7

B7 7 7 7 7 7 7

E11 7 7 7 7 7 7

OPEN E11 7 7 7 7 7 7

E9 7 7 7 7 7 7

SUSTAIN ALL NOTES WHERE POSSIBLE IN EACH DIAGRAM

E13b9 9 9 9 9 9 9

AA9 7 7 7 7 7 7

A/9 5 5 5 5 5 5

D11 5 5 5 5 5 5

D9 5 5 5 5 5 5

G#7/6 4 4 4 4 4 4

D9#11 4 4 4 4 4 4

C#11 1 1 1 1 1 1

C#7b9 7 7 7 7 7 7

F#13 2 2 2 2 2 2

F#9 6 6 6 6 6 6

F#9 6 6 6 6 6 6

F#7 9 9 9 9 9 9

C9 3 3 3 3 3 3

C9 8 8 8 8 8 8

B7(+) 7 7 7 7 7 7

OPEN Em 7 7 7 7 7 7

A9 5 5 5 5 5 5

Fill 7 7 7 7 7 7

F#7#9 4 4 4 4 4 4

B13b9 12 12 12 12 12 12

OPEN E6/9 12 12 12 12 12 12

A#11no9 13 13 13 13 13 13

B11b9 14 14 14 14 14 14

B7/6 B13b9 Bm9 16 16 16 16 16 16

E13 17 17 17 17 17 17

AA9 14 14 14 14 14 14

Fill 14 14 14 14 14 14

* See below for alternate

Am9 4 4 4 4 4 4

D13 15 15 15 15 15 15

G#13 14 14 14 14 14 14

G#7b9 14 14 14 14 14 14

C#9 14 14 14 14 14 14

C#13 12 12 12 12 12 12

C#m7 16 16 16 16 16 16

twice F#7 14 14 14 14 14 14

C13 13 13 13 13 13 13

C16 8 8 8 8 8 8

B7(+) 7 7 7 7 7 7

twice Em7 5 5 5 5 5 5

OPEN A9 5 5 5 5 5 5

Fill 5 5 5 5 5 5

Fill 5 5 5 5 5 5

Am9 12 12 12 12 12 12

Am7 12 12 12 12 12 12

D7sus4 10 10 10 10 10 10

D9 10 10 10 10 10 10

D9+ 10 10 10 10 10 10

Bm7 7 7 7 7 7 7

Em 9 9 9 9 9 9

Em9 9 9 9 9 9 9

C11 8 8 8 8 8 8

C7 6 6 6 6 6 6

C9 8 8 8 8 8 8

C9+ 8 8 8 8 8 8

Am7 5 5 5 5 5 5

F19 8 8 8 8 8 8

F#m9 9 9 9 9 9 9

C7/6 8 8 8 8 8 8

B7/6 7 7 7 7 7 7

OPEN EA13 7 7 7 7 7 7

D.C. 7 7 7 7 7 7

and take the 1st string

* A(A7) 12 12 12 12 12 12

Empty guitar diagrams

Empty guitar diagrams

Empty guitar diagrams

Ted Greene
Chord Study

WAVE A.C. JOBIM

Playing order: ● X □ △
○ = opt.

1. So close your eyes, for that's a love - ly way to be, _____

4 _____ a - ware_ of things_ your heart a - lone_ was meant to see,

WAVE

- ANTONIO CARLOS JOBIM

6-8-77

MOVE MELODY UP ONE OCTAVE FOR GUITAR
BASIC → Dm7
ORIGINAL SHEET MUSIC → m7

D.C. al CODA

Chords: Dm7, F7/6, Dm7, G7/6, Dm7, F7/6, Dm7, E7#9, A13b9, D9, A7b9, A7, Am7, D11, D9, Am7, D7, Am7, D7-9

MOVE THESE 4 NOTES UP 2 OCTAVES

Chords: F9, F, F7, Em7, C9, F#7/6, F#7, B11, B7, E11, E7, E7, Bb9, A7, Em7, F#7, B7, E7, Bb7, A7, F#13, F#7, B9, B7, Bm7/E, E7, Bb9, A7

Chords: Dm7, G7, Dm7, E7#9, A13b9, Dm7, G7, Gm7, C7, C7, Am7, Dm7, Fm7, Dm7, G7, Dm7, G7, Gm7, C7, C7, Am7, F, Fm7, Fm7/Bb, C9/Bb, Am7

PLAY THIS SECTION 2 OCTAVES HIGHER

Chords: Bb7, Bb7, Bb9, Ab, Bb7, Bb9, Ab, Fm7, Eb, Gm7, Em7, A7, A7+5, E7#9, A13b9, G#

REPEAT TO MEASURE 5 then ramp on Dm7 G7 sounds to D9