

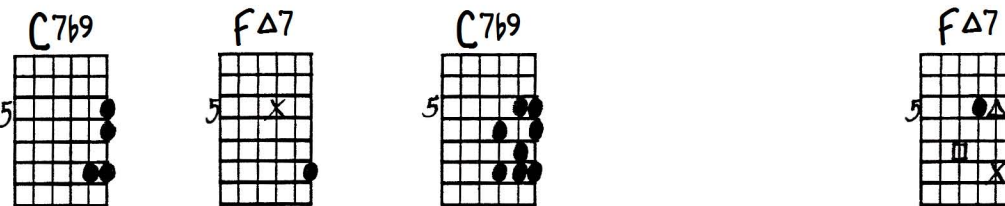
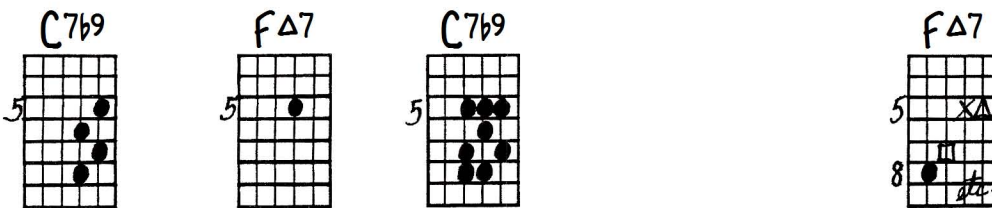
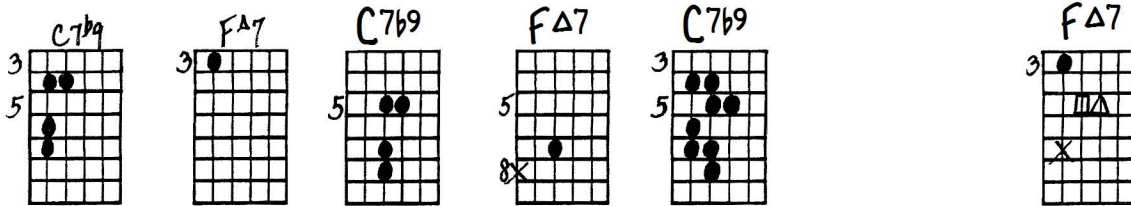
Descending Melodic Fragments as Learning Tools for the 8 Note Dominant Scale

Ted Greene, 1985-05-29

[8 Note Dominant scale = 1, b9, #9, 3, #4, 5, 6, b7]

Area 1 Assignment: Do in the keys of F, Ab, C.

1) Key of F



2)

C13b9 F6/9 C13b9 F6/9 C13b9 F6/9

C13b9 F6/9 C13b9 F6/9

C13b9 F6/9 C13b9 F6/9

C13b9 F6/9 F6/9

Area 2

Assignment: As on Area 1 page except do in keys of F, A, and Db.

1)

Chord diagrams for C7b9, FΔ7, C7b9, FΔ7, C7b9, and FΔ7. Below them is a musical staff with a descending melodic line in the key of F major, starting on G4 and ending on F3.

Chord diagrams for C7b9, FΔ7, C7b9, and FΔ7. Below them is a musical staff with a descending melodic line in the key of F major, starting on G4 and ending on F3.

Chord diagrams for C7b9, FΔ7, C7b9, and FΔ7. Below them is a musical staff with a descending melodic line in the key of F major, starting on G4 and ending on F3.

Chord diagrams for C7b9 and FΔ7. Below them is a musical staff with a descending melodic line in the key of F major, starting on G4 and ending on F3.

2)

C13b9 F6/9 C13b9 F6% C13b9 F6%

C13b9 F6% C13b9 F6%

C13b9 F6% C13b9 F6%

C13b9 F6% F6%

Area 3 Assignment: Do in keys of F, Db, and A

1)

Handwritten guitar chord diagrams for the first system:

- C7b9**: Fret 10, strings 1-4, frets 10, 11, 12, 13.
- FΔ7**: Fret 10, strings 1, 2, 4, frets 10, 11, 12; string 3, fret 10 (marked X).
- C7b9**: Fret 10, strings 1-4, frets 10, 11, 12, 13; string 5, fret 13.
- FΔ7**: Fret 10, strings 1, 2, 4, frets 10, 11, 12.
- C7b9**: Fret 10, strings 1-4, frets 10, 11, 12, 13; string 5, fret 13.
- FΔ7**: Fret 10, strings 1, 2, 4, frets 10, 11, 12; string 3, fret 10 (marked X); string 5, fret 13 (marked III).

Musical notation for the first system, showing a descending melodic line in the key of F major.

Handwritten guitar chord diagrams for the second system:

- C7b9**: Fret 13, strings 1-4, frets 13, 14, 15, 16.
- FΔ7**: Fret 10, strings 1, 2, 4, frets 10, 11, 12; string 3, fret 10 (marked X); string 5, fret 13.
- C7b9**: Fret 10, strings 1-4, frets 10, 11, 12, 13; string 5, fret 13.
- FΔ7**: Fret 10, strings 1, 2, 4, frets 10, 11, 12; string 3, fret 10 (marked X); string 5, fret 13 (marked III).

Musical notation for the second system, continuing the descending melodic line.

Handwritten guitar chord diagrams for the third system:

- C7b9**: Fret 13, strings 1-4, frets 13, 14, 15, 16.
- FΔ7**: Fret 13, strings 1, 2, 4, frets 13, 14, 15.
- C7b9**: Fret 13, strings 1-4, frets 13, 14, 15, 16; string 5, fret 16.
- FΔ7**: Fret 13, strings 1, 2, 4, frets 13, 14, 15; string 3, fret 13 (marked X); string 5, fret 16 (marked III).

Musical notation for the third system, continuing the descending melodic line.

Handwritten guitar chord diagrams for the fourth system:

- C7b9**: Fret 10, strings 1-4, frets 10, 11, 12, 13; string 5, fret 13.
- FΔ7**: Fret 10, strings 1, 2, 4, frets 10, 11, 12; string 3, fret 10 (marked X); string 5, fret 13 (marked III).

Musical notation for the fourth system, concluding the descending melodic line.

2)

C13b9 8x F6/9 C13b9 F6/9 C13b9 F6/9

C13b9 F6/9 C13b9 F6/9

C13b9 F6/9 C13b9 F6/9

C13b9 F6/9

Area 4 Assignment: As before but in keys of Bb, Db, and F.

1)

Handwritten guitar chord diagrams for the first row:

- F7b9**: Fret 6, strings 1-6 (6, 8, 6, 8, 6, 6)
- BbΔ7**: Fret 6, strings 1-6 (6, 6, 6, 6, 6, 6), string 7 (10)
- F7b9**: Fret 8, strings 1-6 (8, 8, 8, 8, 8, 8)
- BbΔ7**: Fret 6, strings 1-6 (6, 6, 6, 6, 6, 6), string 7 (X), string 8 (10)
- F7b9**: Fret 6, strings 1-6 (6, 8, 6, 8, 6, 6)
- BbΔ7**: Fret 6, strings 1-6 (6, 6, 6, 6, 6, 6), string 7 (X), string 8 (10), string 9 (Δ)

Musical notation for the first row, showing a descending melodic line in Bb major.

Handwritten guitar chord diagrams for the second row:

- F7b9**: Fret 8, strings 1-6 (8, 8, 8, 8, 8, 8)
- BbΔ7**: Fret 6, strings 1-6 (6, 6, 6, 6, 6, 6), string 7 (X), string 8 (10)
- F7b9**: Fret 8, strings 1-6 (8, 8, 8, 8, 8, 8)
- BbΔ7**: Fret 6, strings 1-6 (6, 6, 6, 6, 6, 6), string 7 (Δ), string 8 (10), string 9 (X)

Musical notation for the second row, showing a descending melodic line in Bb major.

Handwritten guitar chord diagrams for the third row:

- F7b9**: Fret 8, strings 1-6 (8, 8, 8, 8, 8, 8)
- BbΔ7**: Fret 6, strings 1-6 (6, 6, 6, 6, 6, 6), string 7 (X), string 8 (10)
- F7b9**: Fret 8, strings 1-6 (8, 8, 8, 8, 8, 8)
- BbΔ7**: Fret 6, strings 1-6 (6, 6, 6, 6, 6, 6), string 7 (Δ), string 8 (10), string 9 (X)

Musical notation for the third row, showing a descending melodic line in Bb major.

Handwritten guitar chord diagrams for the fourth row:

- F7b9**: Fret 6, strings 1-6 (6, 8, 6, 8, 6, 6)
- BbΔ7**: Fret 6, strings 1-6 (6, 6, 6, 6, 6, 6), string 7 (X), string 8 (10), string 9 (Δ)

Musical notation for the fourth row, showing a descending melodic line in Bb major.

2)

Handwritten guitar chord diagrams for the first system:

- F13b9**: Fret 5, strings 1-6 (E, D, C, B, A, G).
- Bb6/9**: Fret 6, string 1 (B).
- F13b9**: Fret 6, strings 2-6 (A, G, F, E, D, C).
- Bb6/9**: Fret 6, string 2 (Bb).
- F13b9**: Fret 5, strings 1-6 (E, D, C, B, A, G).
- Bb6/9**: Fret 6, strings 1-6 (B, Ab, G, F, E, D).

Musical notation for the first system, showing a descending melodic line in the key of Bb major (two flats).

Handwritten guitar chord diagrams for the second system:

- F13b9**: Fret 8, strings 2-6 (A, G, F, E, D, C).
- Bb6/9**: Fret 6, string 2 (Bb).
- F13b9**: Fret 8, strings 1-6 (A, G, F, E, D, C).
- Bb6/9**: Fret 6, strings 1-6 (B, Ab, G, F, E, D).

Musical notation for the second system, continuing the descending melodic line.

Handwritten guitar chord diagrams for the third system:

- F13b9**: Fret 8, strings 2-6 (A, G, F, E, D, C).
- Bb6/9**: Fret 6, strings 1-6 (B, Ab, G, F, E, D).
- F13b9**: Fret 8, strings 1-6 (A, G, F, E, D, C).
- Bb6/9**: Fret 6, strings 1-6 (B, Ab, G, F, E, D).

Musical notation for the third system, continuing the descending melodic line.

Handwritten guitar chord diagrams for the fourth system:

- F13b9**: Fret 5, strings 1-6 (E, D, C, B, A, G).
- Bb6/9**: Fret 6, strings 1-6 (B, Ab, G, F, E, D).

Musical notation for the fourth system, concluding the descending melodic line.

DESCENDING MELODIC FRAGMENTS as LEARNING TOOLS for the 8 NOTE DOMINANT SCALE

© 5-29-85
Ed. [unclear]

ASSIGNMENT: Do in the keys of F, Ab, C

Key of F
①

C7b9 FΔ7

3	3			3	3		
5		5	5	5	5	5	5
			8X		X		

5	5	5	5	5	5	5	5
	8						

② C13b9 F6/9

3	3	3	3	3	3	3	3
5		5		5	5	5	5

3	5	5	5	5	5	5	5

DESCENDING MELODIC FRAGMENTS as LEARNING TOOLS for the 8NOTE DOMINANT SCALE
ASSIGN: :10 in shape of F, 10 + A

©5-27-85
Jed Mann

16/17 F
①

C7b9 FΔ7

②

C13b9 8x FΔ7

