

AREA 1

# ASCENDING MELODIC FRAGMENTS as LEARNING TOOLS for the 8 NOTE DOMINANT SCALE

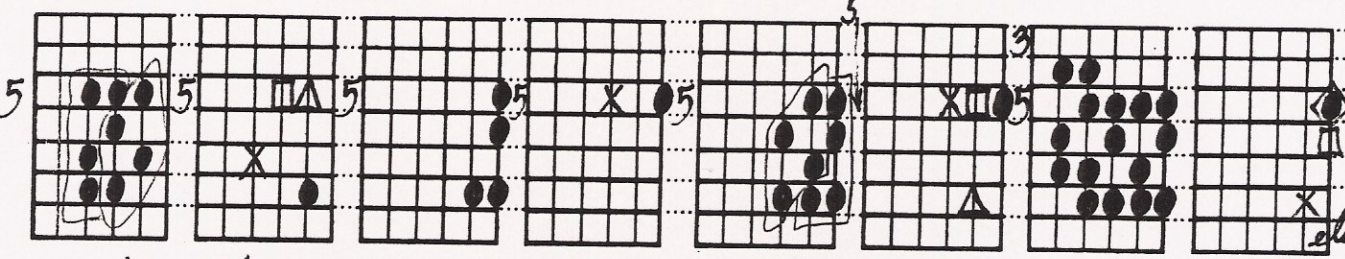
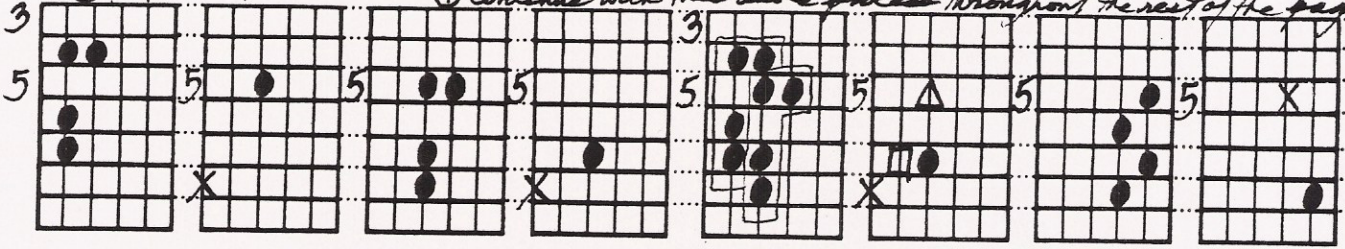
© 5/20/05 Ted Williams

KEY OF F

①

C7b9 FA7

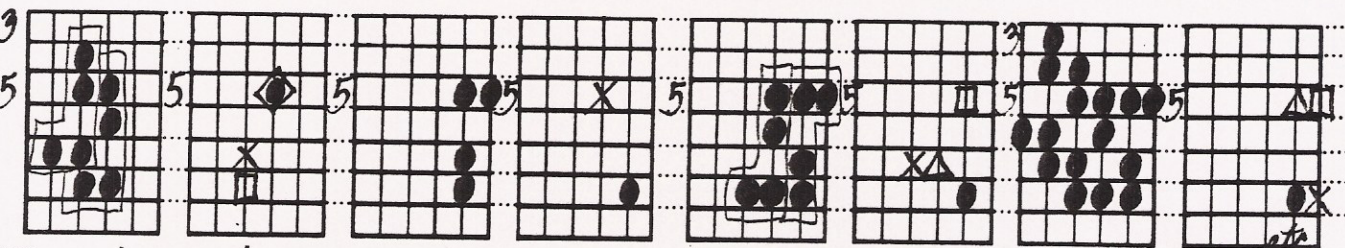
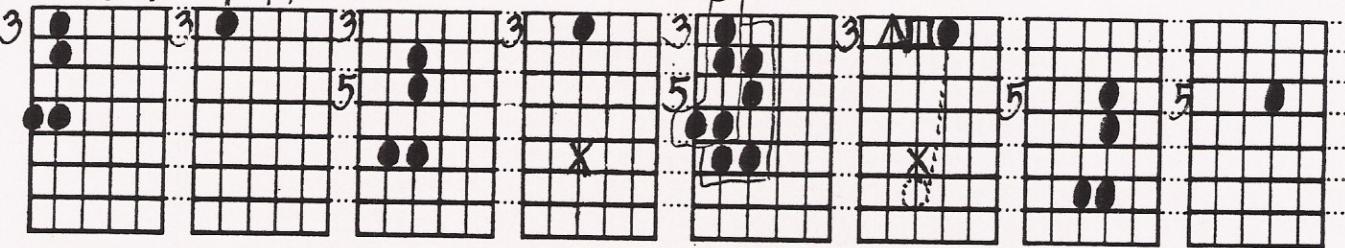
ASSIGNMENT: ① PLAY the chords listed above the 1st 2 diagrams (the forms are listed at the bottom of the page).  
② PLAY a given run (each run consists of 2 diagrams).  
③ Do the same in the keys of A♭ and C.  
④ Continue with this whole process throughout the rest of the page. Only if you're feeling brave or dedicated, learn to sing all this. Visualize while you sing.



feeling brave or dedicated, learn to sing all this. Visualize while you sing. The finger board, that is. etc.


②

C13b9 F6/9



CHORDS FOR ABOVE

C7b9 FA7



C13b9 F6/9 also C7b9 F6/9 and C13b9 F6/9

