Ted Greene Original Tunings
Overview and Excerpts
From his Personal Music Studies Files

OVERVIEW:
(The tuning #'s were assigned by the transcriber)

- Tuning #1: R-5-9-3-5-R (D-A-E-F#-A-D) Dadd9 tuning [Ted called this "Modern Tuning"]
  Also check R-5-b7-3-5-R for having kind of a cross between this and normal dropped D tuning and regular concert pitch: B pedal on open 5th string when whole guitar is tuned low sounds like A pedal in normal pitch.
- Tuning #2: R-b7-9-3-5-R (D-C-E-F#-A-D) D9 tuning
- Tuning #3: R-b7-9-b3-5-R (D-C-E-F-A-D) Dm9 tuning (or Ebm9: Eb-Db-F-G-Bb-Eb)
  [Ted wrote 6 pages dated 1986-02-20 & 21 that are his "2nd or 3rd Attempt at an Organization Plan" for this tuning. Ted *loved* this tuning and described it variously as: "My Bill Evans cum Andrews Sisters Bus, w/a Hitchin' Early Herbie H. tuning", "Sweet Tuning", "Lovely Tuning", "Tuning Amore Mi Soul", "My Beloved Bill Evans Tuning", "My Bill Evans 'Shoot for the Stars' Tuning", "My Wonderful Tuning", My Heaven-Sent Tuning", and "My Gift-Tuning"]
- Tuning #4: R-5-9-3-R-3 — add9 with range
- Tuning #5: R-5-3-#5-R-b3(#9) — Tuned 3 or 4 keys lower too. Great for full orchestral voicings; use in lower keys.
- Tuning #6: R-b7-9-3-5-4
- Tuning #7: Tune low E to B, and low A to F# (also low E to C, and low A to G for more majory colors); and for the 7-string, tune the 5th string to C, 6th string to F#, 7th string to B.
- Tuning #8: R-3-5-7-R-3 (Ab-C-Eb-G-Ab-C) or use A on 6th string.
  For sentimental reasons later: Discovered by tuning the top 4 the way the 2nd set of 4 was in my D [C E F A] D tuning, and then lucking on to the right basses through mistakes and trial & error, *observing* this on the 5th string by trying and *listening*. View this tuning as if the 1st string were a 2nd string (and the 2nd string as the 3rd) for ease of visual hook-up with how you see the neck. It's still going to be a lot of work, but this will lessen the load. (The 1st, 2nd, and 4th are in the same relationship as the normal 2nd, 3rd, and 5th!!!) It will sound lower than concert, but so what? I like this. ☺
- Tuning #9: [b9]-5-3-5-7-9-3 ([A]-Eb-C-Eb-G-Ab-C), lowest note for 7-string guitars only. Or all up 1/2 step or all down 1/2 step.
  New wonderful tuning…maybe the one that will endure for me…the one I've been looking for all these hundreds of hours. It will provide 2 low roots to support the wonderful rich clusters and other voicings upstairs. And it will have available the grand 3-5-7-R-9 (9-11-13-b7-R, 5-b7-9-b3-11 and friends) on the top 5!!! In 2 fingerings no less!
  It's beautiful in both a 6-string and 7-string sound (not the tuning, but the available voicings).
- Tuning #10: [b5]-R-6-R-3-4-6 or [b9]-5-3-5-7-R-3 lowest note for 7-string guitars only. Either of these is an arbitrary angle.

Prospective Tunings:
(A list of alternate tunings Ted made on 1983, June 13 - 14 and 1984, April 10)

6-String:

1) Regular
2) Regular, down whole step
3) Regular, up a whole step for Bach
4) Regular, with low D
5) Regular, with high D
6) Down whole step with low D (C concert)
7) Down whole step with high D
8) R-5-9-3-5-R
9) R-b7-9-3-5-R
10) R-5-9-3-5-3
11) R-b7-9-b3-5-R
12) Regular with 5th string down 8ve
13) ~~R-6-9-b3-5-R~~ (Some great sounds, but some key ones are lost, so….)
14) Regular down 2 whole steps (but a little or quite a little sharp to this)
15) R-5-3-#5-R-b3
16) R-5-b3-#5-R-b3
17) R-b7-b3-#5-R-b3 — like having top E to D and bottom E to B
18) R-5-3-6-R-#9(b3) — top E to D and bottom E to B
19) R-5-3-6-R-3 — top E to D and bottom E to B
20) R-5-3-6-R-11(4) — top E to D and bottom E to B

7-String:

1) R-5-b7-9-3-5-R
2) R-4-b7-9-b3-5-R [*String 4, (the 9) is*] the only change [*addition*] from regular [*tuning*]
3) R-5-9-3-5-R-3
4) b5-R-b7-9-3-5-R
5) 5-R-b7-9-b3-5-R
6) 4-R-b7-9-3-5-R — "Feels" like 2 strings in middle are 1/2 step higher, and 1/2 step lower than normal 3rd string
7) 4-R-b7-9-b3-5-R
8) R-5-b7-9-b3-5-R

George Van Eps:

1) 4-R-4-b7-b3-5-R
2) 5-R-4-b7-b3-5-R

Lenny Breau:

1) R-4-b7-b3-5-R-4
2) R-4-b7-b3-5-R-3

Possible New Tunings:

String: 6 - 5 - 4 - 3 - 2 - 1
E - A - D - F# - A# - D#
E - Bb - Eb - G - B - E
E - A - Eb - G - B - E
E - A - E - A - B - E
E - B - E - A - B - E
Great: C - G - D - A - B - Eb (or E or F)
Tune the A down to E, and E down to A

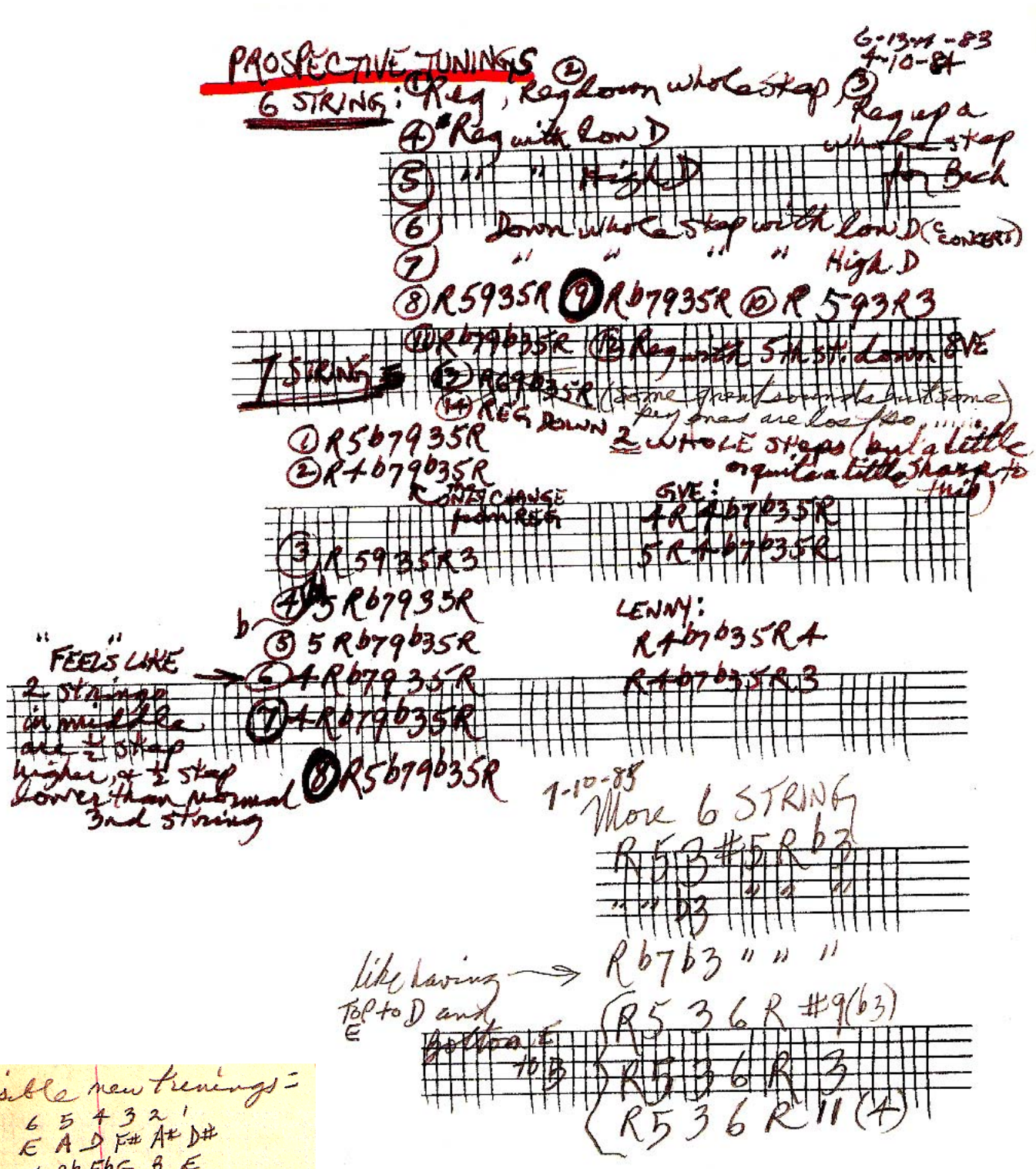

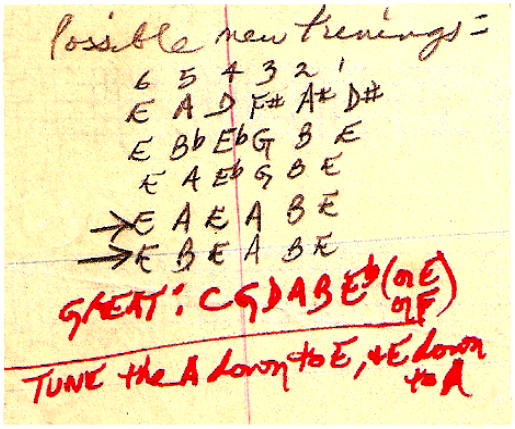

6-13-4-83
4-10-84

PROSPECTIVE TUNINGS

6 STRING: ① Reg, ② Reg down whole step, ③ Reg up a whole step for Bach
④ Reg with Low D
⑤ " " High D
⑥ Down whole step with Low D (C CONCERT)
⑦ " " " " High D
⑧ R5935R ⑨ Rb7935R ⑩ R593R3
⑪ Rb79b35R ⑫ Reg with 5th st. down 8VE
⑬ R69b35R (some great sounds but some key ones are lost too ...)
⑭ REG DOWN 2 WHOLE STEPS (but a little or quite a little sharp to this)

7 STRING:
① R5b7935R
② R4b79b35R
← ONLY CHANGE from REG
③ R5935R3
④ 5Rb7935R
b
⑤ 5Rb79b35R
⑥ 4Rb7935R
⑦ 4Rb79b35R
⑧ R5b79b35R

GVE:
4R4b7b35R
5R4b7b35R

LENNY:
R4b7b35R4
R4b7b35R3

"FEELS LIKE" 2 strings in middle are ½ step higher, & ½ step lower than normal 3rd string

7-10-85
More 6 STRING
R53#5Rb3
" " b3 " " "
like having → Rb7b3 " " "
Top to D and E
Bottom E to B
R536R#9(b3)
R536R3
R536R11(4)

Possible new tunings =

6	5	4	3	2	1
E	A	D	F#	A#	D#
E	Bb	Eb	G	B	E
E	A	Eb	G	B	E
→ E	A	E	A	B	E
→ E	B	E	A	B	E

GREAT: CGDABEb (or E or F)

TUNE the A down to E, & E down to A

Tuning #1: R-5-9-3-5-R (D-A-E-F#-A-D) D/9 (Dadd9) tuning



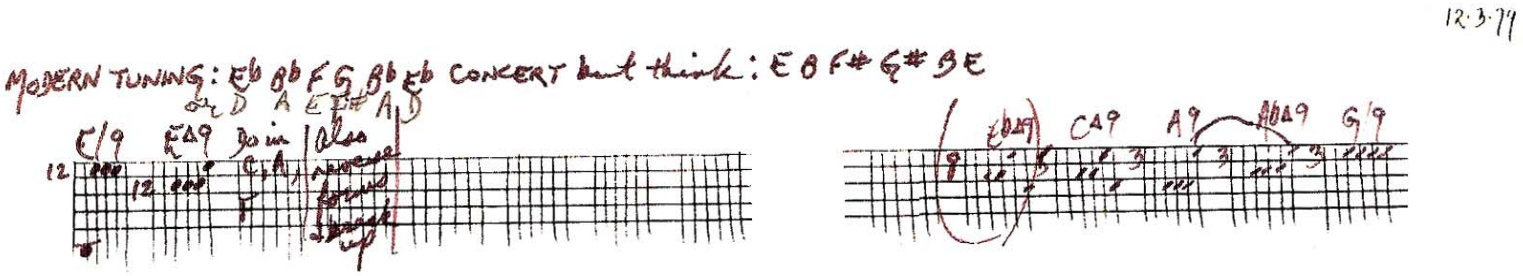



also check for having kind of a cross between this & normal Dropped D tuning + REG CONCERT PITCH:
R5 b7b35R

B pedal on open 5th st. when whole guitar is tuned low sounds like A pedal in normal pitch



Tuning #2: **R-b7-9-3-5-R (D-C-E-F#-A-D) D9 tuning**



--- (Excerpt) ---



--- (Excerpt) ---



--- (Excerpt) ---



--- (Excerpt) ---



--- (Excerpt) ---



Tuning #4: **R-5-9-3-R-3 Add9**



Tuning #3: R-b7-9-b3-5-R (D-C-E-F-A-D) Dm9 tuning (or Ebm9: Eb-Db-F-G-Bb-Eb)

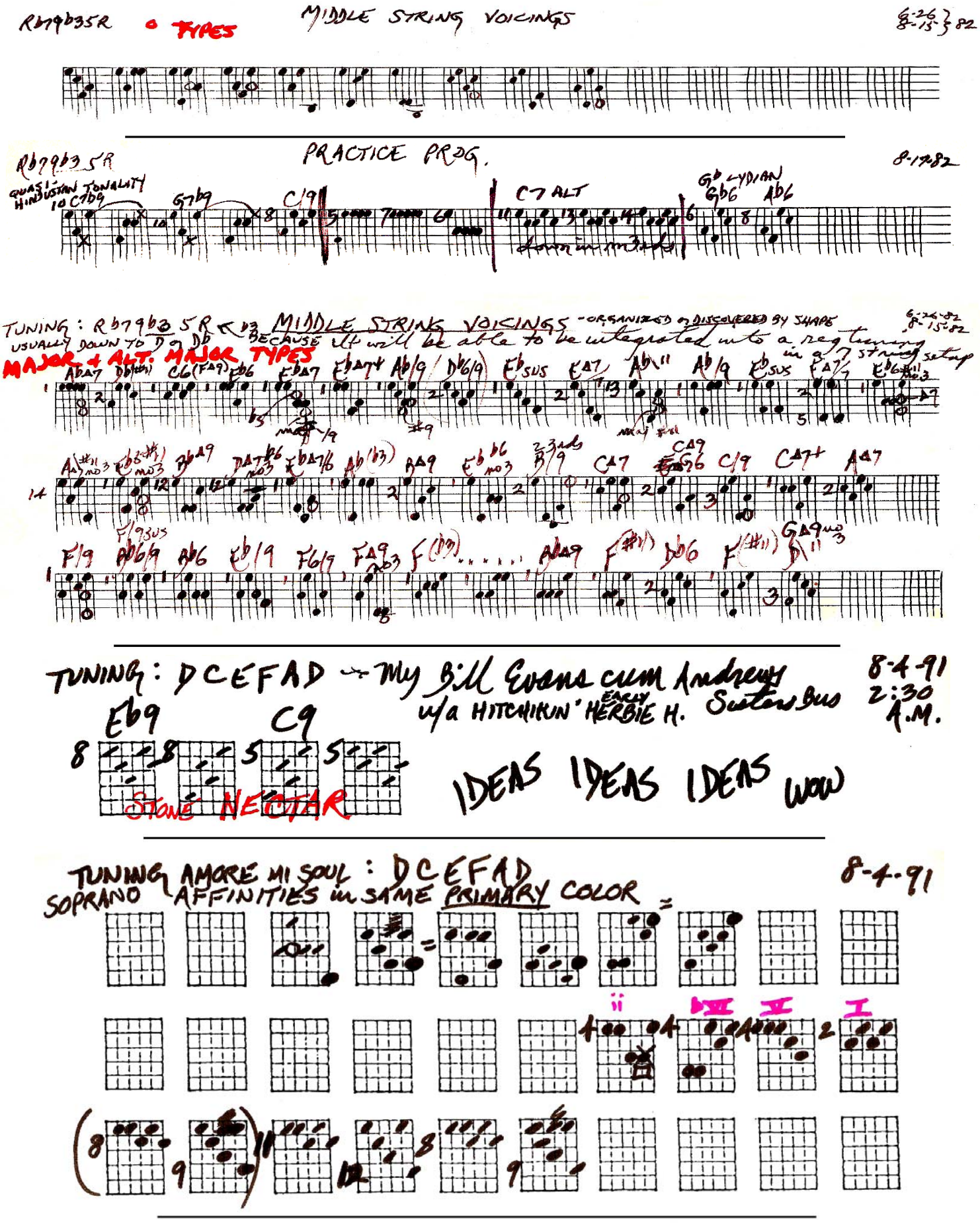

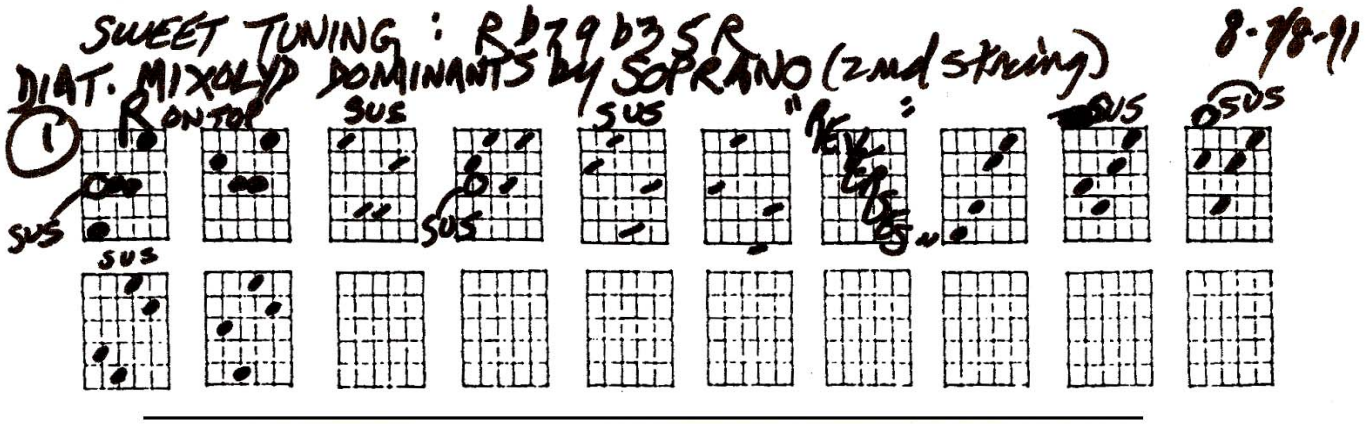
SWEET TUNING : R♭7♭35R
8-18-91
DIAT. MIXOLYD DOMINANTS by SOPRANO (2nd string)
R ON TOP
SUS
SUS
SUS
SUS
SUS
SUS
SUS

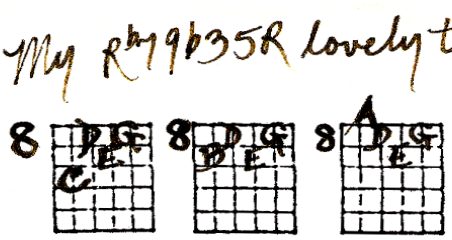
My R♭7♭35R lovely tuning 1-28-96

Mothers' Day 5-11-97
MIDDLE EAST. VOICINGS
for My Beloved: Bill Evans' tuning: R♭7♭35R

--- (Excerpt) ---


5-14-01 Early Mon.
My heaven-sent tuning: really getting off the ground now
DREAMED-OF CHORD PROGRESSIONS
FINALLY SOLO GUITAR ARR.'S of the great tunes
from OUR LOVE IS HERE TO STAY
Key of E
3 times
3 times
F7#9#5
WOW
Dom. 9th on top
F13
WOW

Tuning #5: R-5-3-#5-R-b3(#9)



Tuning #6: **R-b7-9-3-5-4**



Tuning #7: **B-F#-D-G-B-E or C-G-D-G-B-E** [?]

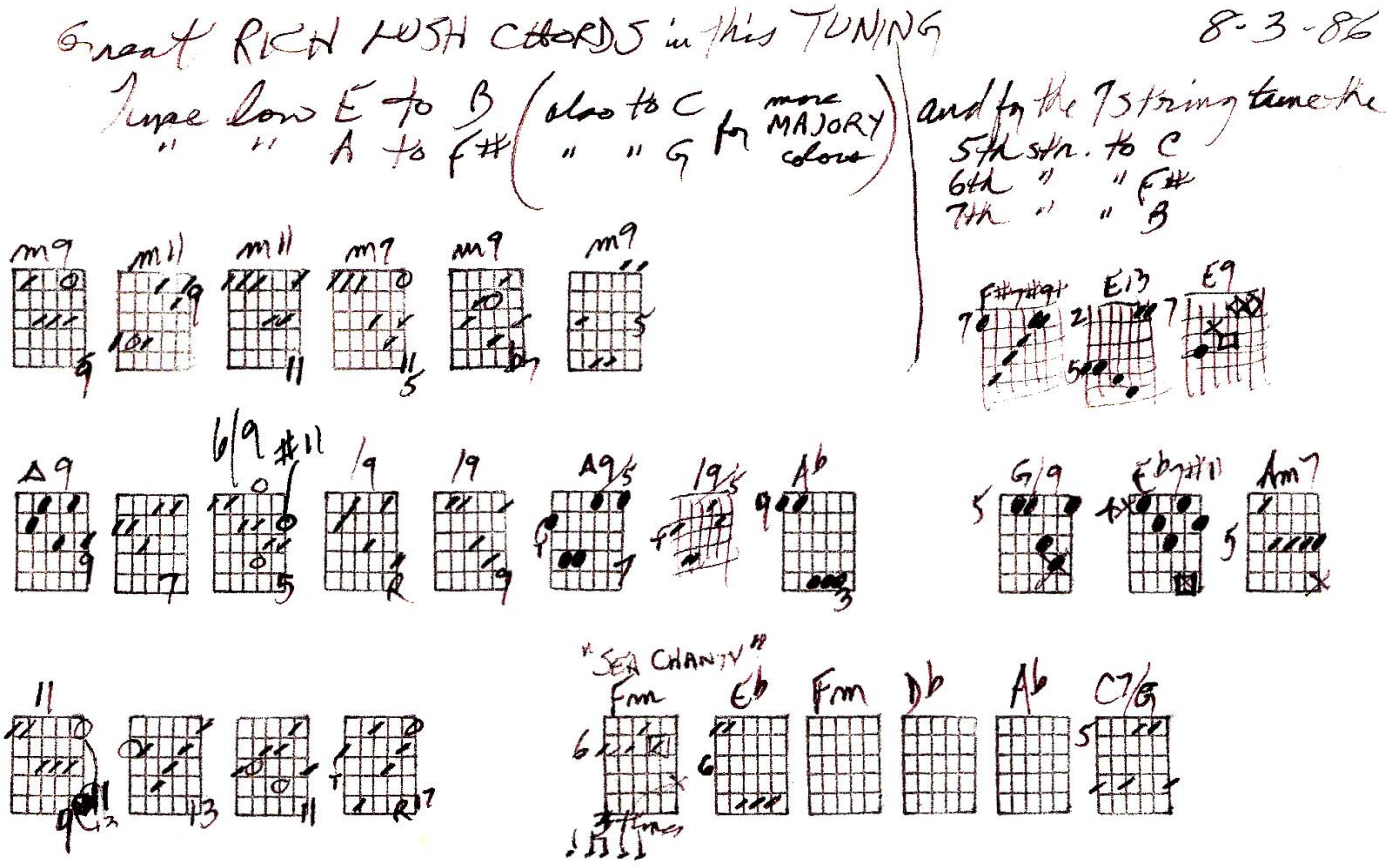

Tuning #8: R-3-5-7-R-3 (Ab-C-Eb-G-Ab-C) or use A on 6th string



Tuning #9: **[b9]-5-3-5-7-9-3 ([A]-Eb-C-Eb-G-Ab-C), lowest note for 7-string guitars only**



Tuning #10: **[b5]-R-6-R-3-4-6 or [b9]-5-3-5-7-R-3 lowest note for 7-string guitars only.**

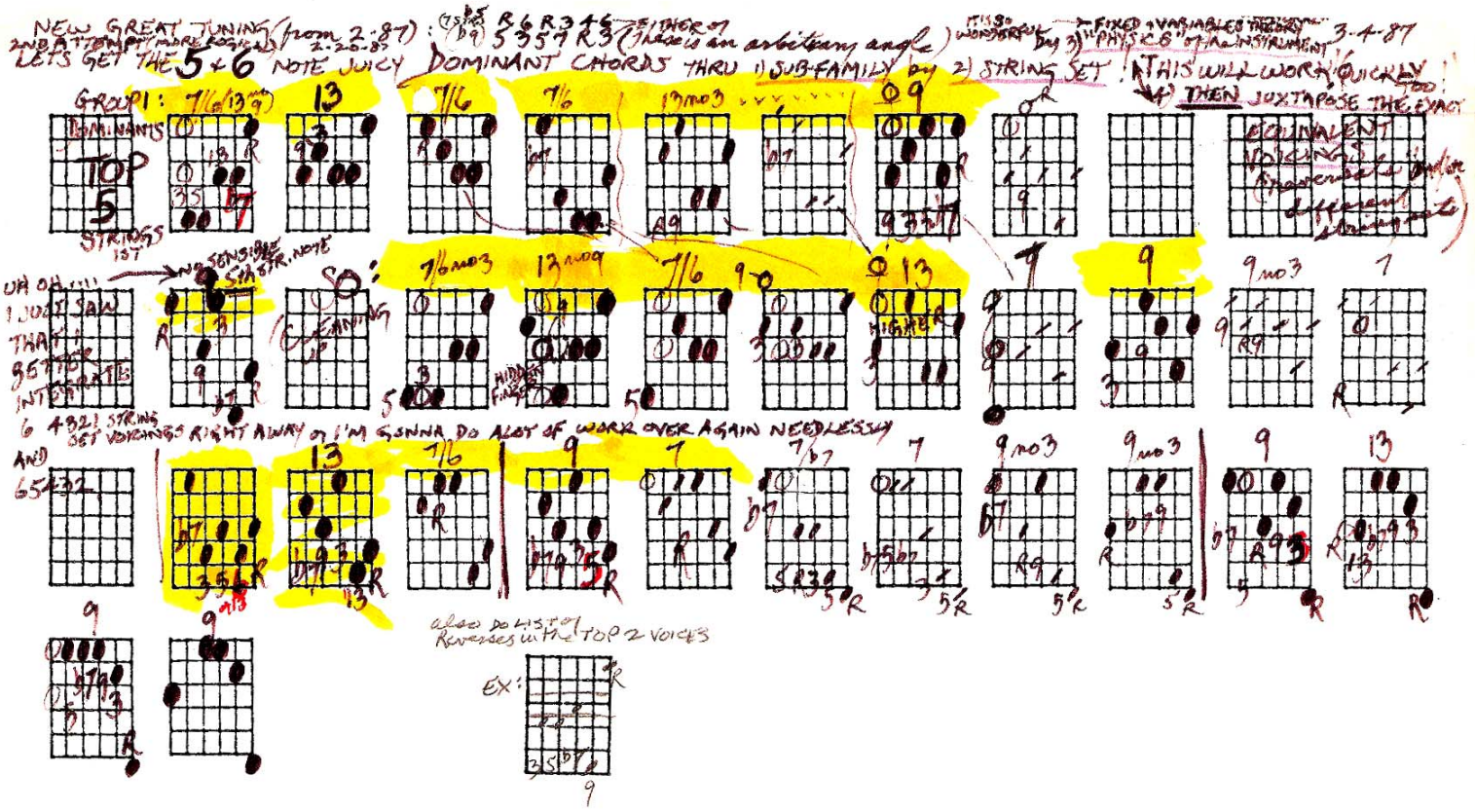

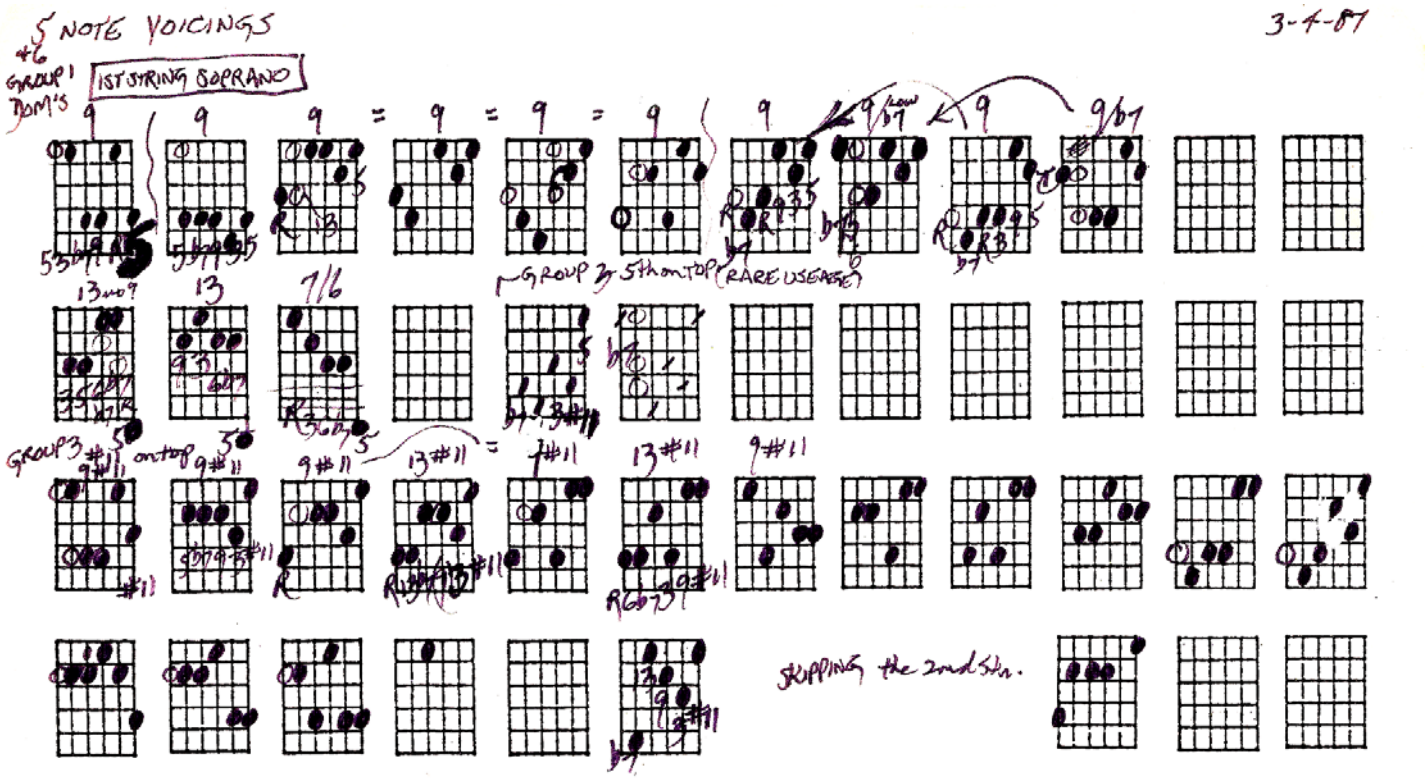

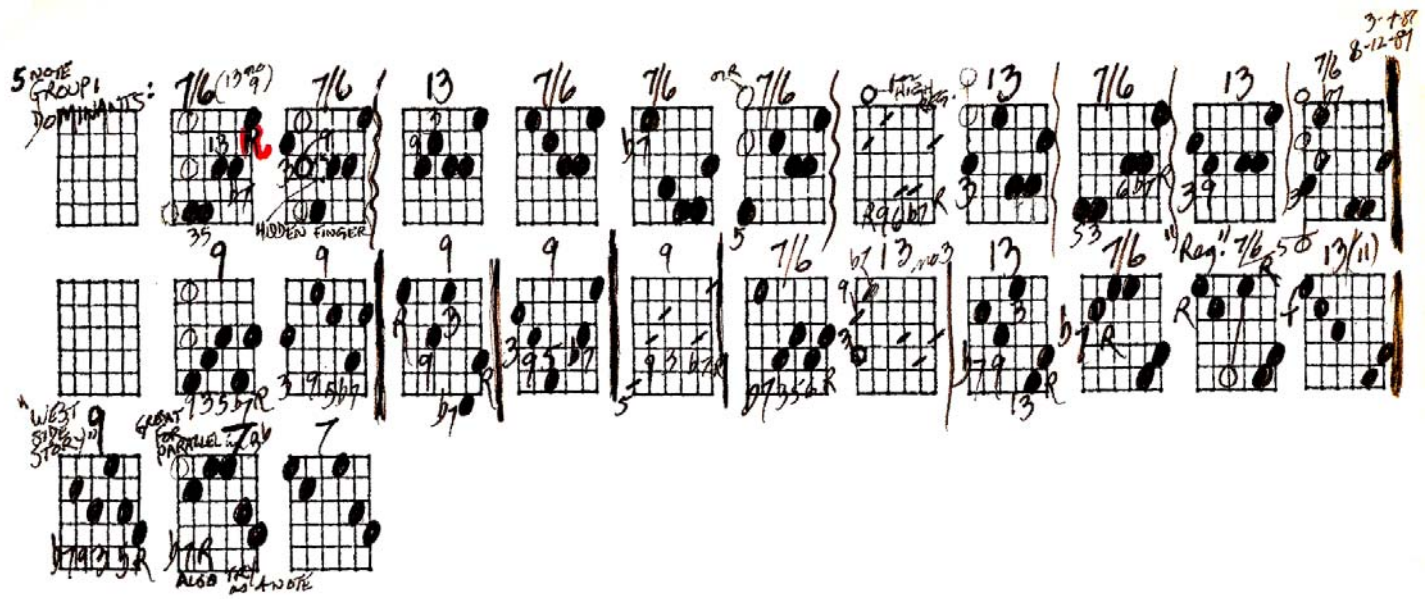
5 NOTE GROUP DOMINANTS:
HIDDEN FINGER
"WEST SIDE STORY"
ALSO TRY AS 4 NOTE