

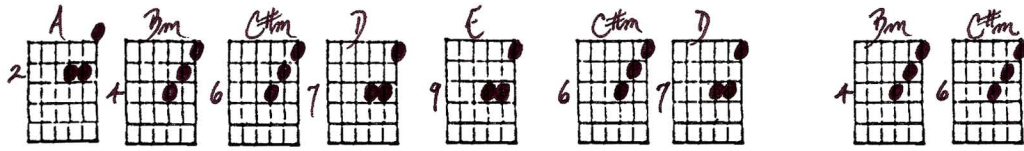
Diatonic Major Key: R 3 5 Triads (top 3 strings) and Pedals in Short Melodic Phrases

Ted Greene
1985-08-31


Play all these examples over an A open pedal. Try hitting it on "one" and "three."
Also try an E pedal (and mixing the two).

Key of A

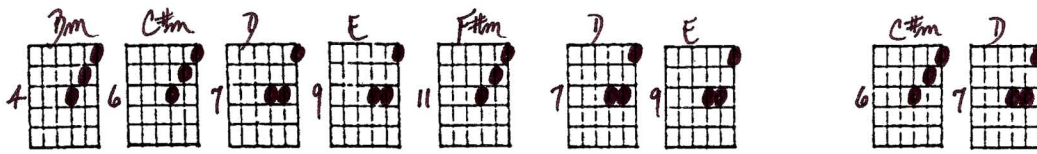
1)




Also try adding A and Bm at the end with the same rhythmic feel.




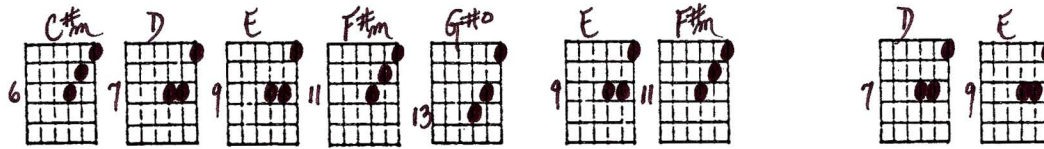
1a)



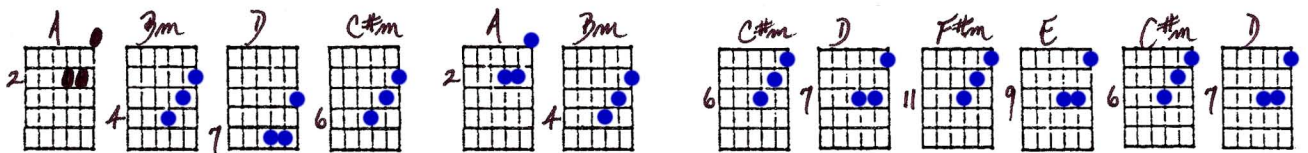
Optional:
Add Bm, C#m




1b)



2)



2a)



2b)

Chord diagrams for Bm (4), C#m (6), E (9), and D (7). A musical staff in G major shows the sequence: Bm, C#m, E, D, Bm, C#m.

3)

Optional tag:

Chord diagrams for A (4), F#m (11), G#o (13), A (4), F#m (11), D (7), E (9), and an optional tag with C#m (6), D (7), Bm (4), C#m (6). A musical staff in G major shows the sequence: A, F#m, G#o, A, F#m, D, E, and the optional tag.

4)

Chord diagrams for A (4), F#m (11), D (7), E (9), F#m (11), D (7), C#m (6), D (7), C#m (6), Bm (4), C#m (6), and A (2). A musical staff in G major shows the sequence: A, F#m, D, E, F#m, D, C#m, D, C#m, Bm, C#m, A.

Build this example cumulatively, starting with the first 4 chords, then the first 5, then the first 6, and so on. Fun.

In non-open keys with TR, T5 and string crossing.

[Thumb root, Thumb 5th ?]

DIATONIC MAJOR KEY: R35 TRIADS and PEDALS in SHORT MELODIC PHRASES

(TOP 3 STRINGS)

©8-21-85
Ted Greene

Key of A

PLAY ALL THESE EX.'S OVER AN OPEN A PEDAL. TRY HITTING IT ON "ONE" + "THREE".

ALSO TRY AN E PEDAL (and mixing the two).

also: try adding a 2nd Bm at the end with the same rhythmic feel.

(OPT.: Add Bm C#m)

①

A	Bm	C#m	D	E	C#m	D	Bm	C#m	
2	4	6	7	9	6	7	4	6	
one	and	two	and	three (and) four	and one	two	and two		

①a

Bm	C#m	D	E	F#m	D	E	C#m	D	
4	6	7	9	11	7	9	6	7	

①b

C#m	D	E	F#m	G#0	E	F#m	D	E	
6	7	9	11	13	9	11	7	9	

②

A	Bm	D	C#m	A	Bm				
2									
one	and	two	and three	and four					

②a

C#m	D	F#m	E	C#m	D				

②b

Bm	C#m	E	D	Bm	C#m				

③

A	F#m	G#0	A	F#m	D	E			
11	11	13	11						
one	and	two	and	three (and) four	and				

OPT.: TAG C#m D and maybe Bm C#m

④

A	F#m	D	E	F#m	D	C#m	D	C#m	Bm
11									
one	and	two	and three	and four (and) one	and	two	and three		

BUILD THIS EX. CUMULATIVELY STARTING w/ the 1st 4 chords, then the 1st 5, then the 1st 6 and so on. FIN.

OPTIONAL SLIDE + HAMMER ON