

# I FEEL FINE

Playing order: ● X □ △  
○ = opt.

*Solo Guitar*

Intro:

with feedback

slide up to

1. Ba - by's good to me you know. \_\_\_\_\_ She's  
2 & 3. Ba - by say's she's mine, you know. \_\_\_\_\_ She

slide up to

hap - py as can be, you know, \_\_\_\_\_ she  
tells me all the time, you know, \_\_\_\_\_ she

D D7 Pull-off

13 said said so. so.

All 3 notes here 4 times Slide up to

C C2

15 I'm in love with her and I feel

G G7 Pull-off


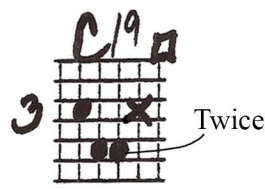

17 fine.

Ted added this repetition:

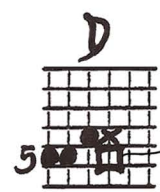
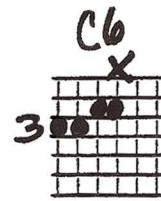
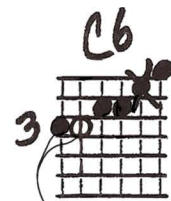
G G7 Pull-off

19

Bridge:



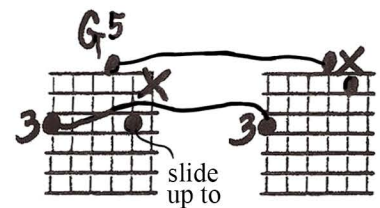
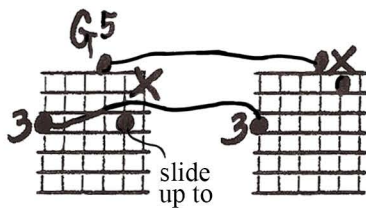
21 I'm so glad that she's my lit - tle girl.



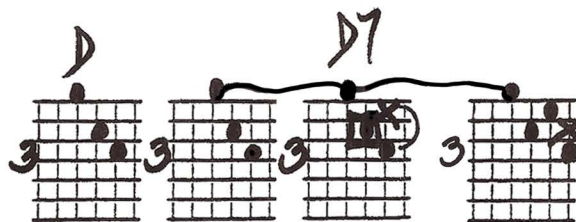

Or D/9 if no C is included.

Either or both

25 She's so glad she's tell - ing all the world\_ that her



29 ba - by buys her things you know\_ he buys her dia - mond



32 rings, you know,\_ she said so.

"I Feel Fine" - Ted Greene Arrangement p.4

All 3 notes here 4 times

Slide up to

3 3 3

35

She's in love with me and I feel

3

3

3

3

Pull-off

TO CODA

37

fine.

39

43

47

50

D.S. AL CODA

**CODA**

All 3 notes here 4 times

Slide up to

53

She's in love with me and I feel

55

fine.

Optional for measures 21 - 24:

Or D/9 if no C is included.

I'm so glad that she's my lit - tle girl.

# Solo Gtr: 'I FEEL FINE'

1-19-00

After the intro

G5 G74 D7 part

SLIDE UP TO 7

Repeat all up to here

PULL OFF

SLIDE UP TO 7

PULL OFF

All 3 notes here time

Repeat the whole last riff

Now repeat EVERYTHING

Now the BRIDGE

G Bm C19 (OR 3-0-0-0-3-0) D19 OPT. D7

G Bm Cb Cb D

either or both 5-0-0-5

OPTIONAL G Bm7 C C19 D19 (or) C19 if no C is included