

WHAT KIND OF FOOL AM I?

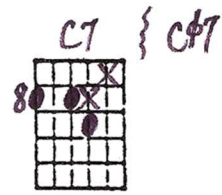
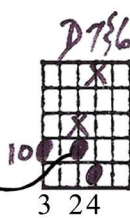
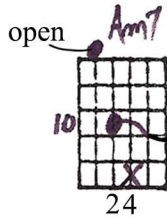
Playing order: ● × □ △
○ = opt.

Solo Guitar

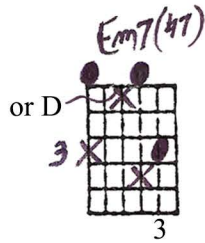
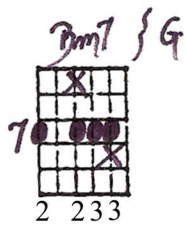
Key of C



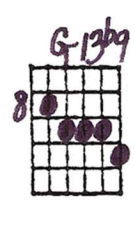
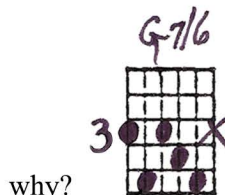
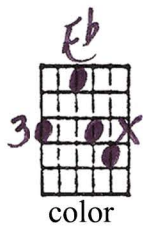

9 man is this? _____ An emp - ty



11 shell, _____ a lone - ly



13 cell in which an emp - ty heart must



15 dwell. _____ What What kind kind of of

17 lips clown are am these I? that What lied do with I

19 ev know - 'ry of kiss? life? that Why whis can't - pered I

21 emp cast - ty a - words way of the love mask that of left play me a - and

23 lone live like my this life? why Why can't can't I I

25

F19 F6 Fm7 Bb13 3 times

fall in love like an y
fall in love 'til I don't

27

C19 open E7#9 open Am7 Am#7 Am7

oth give er a man, and may be
give a damn, and may be

29

D9 Am7/11 D7 Dm7 D6/9 Db13(b9)

then I'll know what kind of fool I
then I'll know what kind of fool I


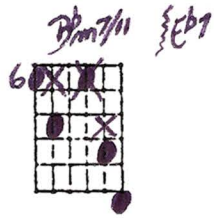
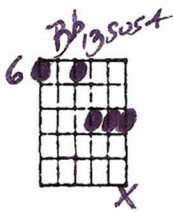
[Ted's arrangement doesn't include the 1st ending and turnaroud, but instead goes straight to the Tag on the next page. The chords below are suggestions.]

31

C6/9 G11 G11b9

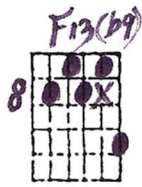
1. am. What kind of

TAG:

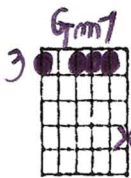


33

am.



35



37

To F#m7 - G/9, then begin in the key of D:

open

Em7/11, F#m7, G9, A11, A11 \flat 9

39

Key of D:

What kind of

continue in key of D...

Key of C

A collection of guitar chord diagrams for the song "What Kind of Fool Am I" in the key of C. The diagrams are arranged in a grid and include various chord voicings and techniques:

- Chords shown:** G11, G11b9, C/9, FA9, Em, Bb9, A9, Dm9, Ab13, G7#9, Fm7, Em7, Em7/11, C6/9, A11, Bb7, A9, A7#9, D13, Am7/11, Fm6, Bb9, Fm6b5(fa), C6A7, C6, UNES, D7, open Am7, D7#6, C7#C#7, Dm7#6, Em7(47), Am7/11, D7#6, Ab9#11, G-11, Eb, G7#6, G11, G13b9, C6/9, FA9, open Em7, F7#9, A7#6, Dm11, Ab7#6, Dm7, D9#11, Fm, C(6), C6/9, Bb6/9, BbA7, A7+, Eb5Gm, A7#9, A7#9, open F7#9, A13#9, F19, F6, Fm7, Bb13, C/9, open F7#9, open Am7, AmA7, Am7, D9, Am7/11, D7, Dm7, D6/9, BbA13(b9), Bb13sus, Dm7#11#Eb7, AbA7, BbA13, Cm9, F13(b9), Bb11, Bb7#6, Ebm7/11, Ab13, Gm7, C7(+), open Em7/11.
- Techniques and Fingerings:**
 - Open strings (X) and muted strings (o) are indicated.
 - Fingerings (1-4) are shown for many chords.
 - Barre techniques are used in several diagrams.
 - Specific notes like "SUSTAIN" and "COLOR" are written near certain chords.
 - Some diagrams include fret numbers like 10, 11, 12, 13, 14, 15, 16, 17, 18, 19, 20.
- Annotations:**
 - "open" is written above several chords.
 - "UNES" is written above the C6 chord.
 - "SUSTAIN" is written above the G-11 chord.
 - "COLOR" is written above the Eb chord.
 - "why?" is written near the G7#6 chord.
 - "to F#m7 then begin in the key of D" is written at the bottom right.