

THE NEARNESS OF YOU

Playing order: ● × □ △
○ = opt.

Solo Guitar

Chord diagrams for the first system:

- B7 (7)
- B11 (7)
- B7 (7)
- E (9, open)
- E/9 (12)
- ESUS (7)
- Bm7 (7)
- Bm9 (7)
- E7+ (7)

1. It's not the pale moon that ex - cites me, that
 your soft set lights con - ver - sa - tion that
 soft lights to en - chant me, if

Chord diagrams for the second system:


- AΔ9 (6)
- AΔ9 (2)
- Bbm7 (6)
- Am7/6 - Am7 (5)

3 thrills and de - lights me, oh
 brings this sen - sa - tion, oh
 you'll on - ly grant me the

Chord diagrams for the third system:

- G#m7 (4)
- C#m7 (4)
- FILL
- F#m7 (2)
- B7 (4)

5 no, _____ it's just the near - ness of
 no, _____ it's just the near - ness of
 right _____ to hold you ev - er so



1.


7 you. _____ 2.It is - n't



2.

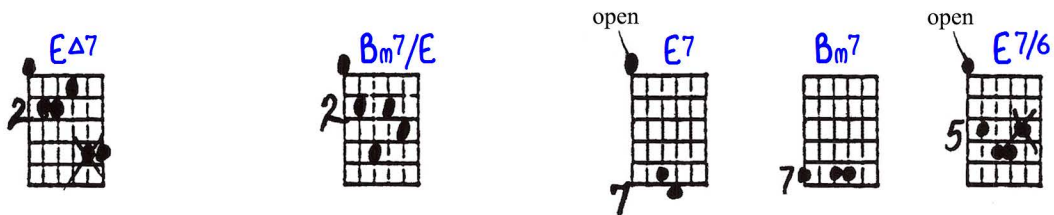
9 you. _____ When you're in my

or try F#m7/6



11 arms, _____ and I feel you so

FILL



13 close to me, _____ all my

"The Nearness of You" - Ted Greene Arrangement p. 3

open **AΔ9** **G#m7** **C#9**

twice more on X's

wild - - - est dreams come

Fill

F#7/6 **C#9#11** **B11** **B7** **B11** **B7**

17 true._____ 3. I need no

G#m7 **C#7** **F#m7**

3. tight_____ and to feel in the night the

B7 **B11** **B7** **E** **Am** **E**

near - ness of you._____

6-10-02

Solo Htr. The Nearer of You

Key of E
next led = mon.
July 8 (1:00)
2002

Diagram 1: OPEN

Diagram 2: 2, 6, 4, 4, 2, 2, 2, 2, 2, 2

Diagram 3: Repeat, 2nd ending, OR try F#m7/b

Diagram 4: G#m7, 4, 4, 2, 3, 2, 2, 2, 2, 2

Diagram 5: 7, 2, 2, 2, 2, 2, 2, 2, 2, 2

Diagram 6: 7, 2, 2, 2, 2, 2, 2, 2, 2, 2

Diagram 7: 7, 2, 2, 2, 2, 2, 2, 2, 2, 2

Diagram 8: 7, 2, 2, 2, 2, 2, 2, 2, 2, 2

Diagram 9: 7, 2, 2, 2, 2, 2, 2, 2, 2, 2

Diagram 10: 7, 2, 2, 2, 2, 2, 2, 2, 2, 2

Diagram 11: 7, 2, 2, 2, 2, 2, 2, 2, 2, 2

Diagram 12: 7, 2, 2, 2, 2, 2, 2, 2, 2, 2

Diagram 13: 7, 2, 2, 2, 2, 2, 2, 2, 2, 2

Diagram 14: 7, 2, 2, 2, 2, 2, 2, 2, 2, 2

Diagram 15: 7, 2, 2, 2, 2, 2, 2, 2, 2, 2

Diagram 16: 7, 2, 2, 2, 2, 2, 2, 2, 2, 2

Diagram 17: 7, 2, 2, 2, 2, 2, 2, 2, 2, 2

Diagram 18: 7, 2, 2, 2, 2, 2, 2, 2, 2, 2

Diagram 19: 7, 2, 2, 2, 2, 2, 2, 2, 2, 2

Diagram 20: 7, 2, 2, 2, 2, 2, 2, 2, 2, 2

Diagram 21: 7, 2, 2, 2, 2, 2, 2, 2, 2, 2

Diagram 22: 7, 2, 2, 2, 2, 2, 2, 2, 2, 2

Diagram 23: 7, 2, 2, 2, 2, 2, 2, 2, 2, 2

Diagram 24: 7, 2, 2, 2, 2, 2, 2, 2, 2, 2

Diagram 25: 7, 2, 2, 2, 2, 2, 2, 2, 2, 2

Diagram 26: 7, 2, 2, 2, 2, 2, 2, 2, 2, 2

Diagram 27: 7, 2, 2, 2, 2, 2, 2, 2, 2, 2

Diagram 28: 7, 2, 2, 2, 2, 2, 2, 2, 2, 2

Diagram 29: 7, 2, 2, 2, 2, 2, 2, 2, 2, 2

Diagram 30: 7, 2, 2, 2, 2, 2, 2, 2, 2, 2

Diagram 31: 7, 2, 2, 2, 2, 2, 2, 2, 2, 2

Diagram 32: 7, 2, 2, 2, 2, 2, 2, 2, 2, 2

Diagram 33: 7, 2, 2, 2, 2, 2, 2, 2, 2, 2

Diagram 34: 7, 2, 2, 2, 2, 2, 2, 2, 2, 2

Diagram 35: 7, 2, 2, 2, 2, 2, 2, 2, 2, 2

Diagram 36: 7, 2, 2, 2, 2, 2, 2, 2, 2, 2

Diagram 37: 7, 2, 2, 2, 2, 2, 2, 2, 2, 2

Diagram 38: 7, 2, 2, 2, 2, 2, 2, 2, 2, 2

Diagram 39: 7, 2, 2, 2, 2, 2, 2, 2, 2, 2

Diagram 40: 7, 2, 2, 2, 2, 2, 2, 2, 2, 2

Diagram 41: 7, 2, 2, 2, 2, 2, 2, 2, 2, 2

Diagram 42: 7, 2, 2, 2, 2, 2, 2, 2, 2, 2

Diagram 43: 7, 2, 2, 2, 2, 2, 2, 2, 2, 2

Diagram 44: 7, 2, 2, 2, 2, 2, 2, 2, 2, 2

Diagram 45: 7, 2, 2, 2, 2, 2, 2, 2, 2, 2

Diagram 46: 7, 2, 2, 2, 2, 2, 2, 2, 2, 2

Diagram 47: 7, 2, 2, 2, 2, 2, 2, 2, 2, 2

Diagram 48: 7, 2, 2, 2, 2, 2, 2, 2, 2, 2

Diagram 49: 7, 2, 2, 2, 2, 2, 2, 2, 2, 2

Diagram 50: 7, 2, 2, 2, 2, 2, 2, 2, 2, 2