

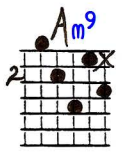
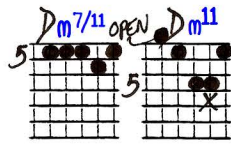
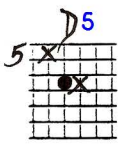
THE LOOK OF LOVE

Playing order: ● × □ △
○ = opt.

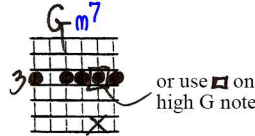
SOLO GUITAR

Use right-hand arpeggio fills in places where you deem it necessary.

Key of Dm / F
Out-of-time



The Look _____ of love _____ is in _____ your eyes, -
love, _____ it's on _____ your face, -



_____ a look _____ your that smile _____ can't dis - guise. _____
_____ a look _____ that time _____ can't e - raise. _____

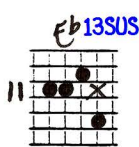
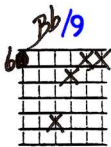


A fill chord
Try a "roll" or arpeggio here



A fill chord

LET RING-----
8 The look _____ of love, _____
Be mine _____ to - night, _____



11 it's say - ing so _____ much more _____ than
let this _____ be _____ the start _____ of so

F_m6 { **F/9** **F/9**

Fill chords

F^b9#11 **F13**

Arpeggiate ("Roll")

words can ev - er like say,
ma - ny nights like this,

release for

F^b/9

F^b **F^b**

15 *p*

and let's what take my heart has heard, well it and
lov - er's vow

Fill

A11 **A9** **G11** **G9** **G13** **F^b7**

twice on the G

or 1 1 2 4 4
2 3 4 4

takes my breath a - way.
seal it with a kiss. I can

F6 **FΔ7** **C11** **C13SUS**

twice

twice

3 4 2 2

19

hard - ly wait to hold you, feel my arms a - round you,

"The Look of Love" - Ted Greene Arrangement p.3

[Ted's arrangement ends here, but you can add your own chords for the tag ending.]

* chords used by Ted in his video.

Watch Ted play this on his "California Vintage Guitar seminar" video of May 18, 2003, part 7. He reviews the original sheet starting at 7:00, then plays through the song starting at 13:14.

THE LOOK OF LOVE: Solo Guitar

1st Edition
© 2:2'93

Key of Dm { F
OUT OF TIME

Use rt. hand arpegg. in places where you deem it necessary