

SKYLARK

Ted Greene
1996-01-02

Arrangement Sketches

Original
basic chords:

B C#m7 D#m7 EΔ7 BΔ7 F7#11

Sky - lark, _____ have you an - y - thing to say to me? _____
2. Sky - lark, _____ have you seen a val - ley green with spring _____

EΔ7 B G#m7 C#7 C#m7 F#7

4 _____ Won't you tell me where my love can be? _____ Is there a mea - dow in the
_____ where my heart can go a jour - ney - ing _____ ov - er the shad - dows and the

B C#7b9 F#9 B F#7+ B B7

7 1. mist _____ where some - one's wait - ing to be kissed? rain, to a blos - somed cov - ered lane? _____ And in your

EΔ7 E#0 F#m7 B7

11 lone - ly flight, _____ have - n't you heard the mus - ic

EΔ7 E7 D#m7 G#7

13 in the night? _____ won - der - ful mus - ic,

"Skylark" - Ted Greene, arrangement sketch ideas, p. 2

bVII7 as new IV7 (of IV, as I)

Chord diagrams for measures 15-16:

- C#m
- A7b9 full-off
- A7
- E
- B9+
- open EΔ9

Musical notation for measures 15-16:

15 faint as a will - o - the wisp, cra - zy as a loon,

Chord diagrams for measures 17-18:

- III as I: D#Δ7
- D#9
- C9
- C7
- F9
- Bb7
- Eb
- bII of home: C%9

Thumb strum

Musical notation for measures 17-18:

17 sad as a gyp - sy ser - en - ad - ing the moon. — Oh,

Chord diagrams for measure 19:

- B
- C#m7
- D#m7
- EΔ7
- BΔ7
- F7#11
- EΔ7
- B

Musical notation for measure 19:

19 Sky - lark, — I don't know if you can find these things, — but my heart is rid - ing

Chord diagrams for measures 23-24:

- G#m7
- C#7
- C#m7
- F#7
- B
- F#m7
- F#7ALT.
- B


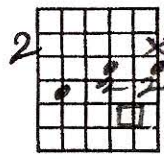
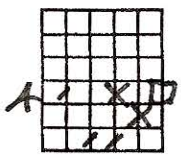
Musical notation for measures 23-24:

23 on the wings, — so if you see them an - y where, won't you lead me there?

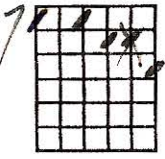
1-2-96

SKYLARK sketches


Key of B



VI 7 as new IV 7 (VI as I)
























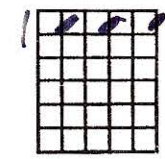
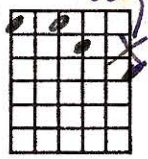
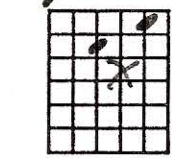
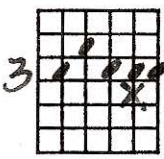
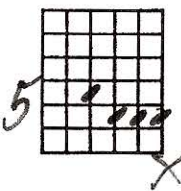
open



III as I
















THUMB STRUMB
to II of home
thumb str.










IMPORTANT CONCEPT

RIGHT HAND in a i (pink) STUDY

2-14-96
Key of F#m
FOR THE
RIGHT
HAND
CLASSICAL
chords



melodism



inner decor.

