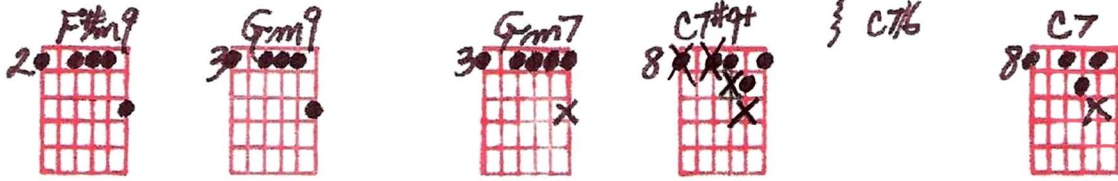


# SHINY STOCKINGS


Playing order: ● × □ △  
○ = opt.

Chord Melody Style - Level 1

Learn the basic chords in "F" first before you try this chord melody.




1. I walked with my ba - by to and I  
2. I'm hip and I'm luc - ky to have some -




3 know one in so noth - ing en - flat, she's  
one so well - ing en - dowed, a

Original melody is F#



got some - thing as mel - - low lots of  
girl half as love - - ly would make

[See page 3 for alternate version]

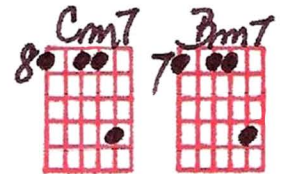


7 fel - lows of whis - tle at. When  
lots of fel - lows proud. I

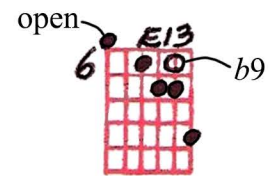

"Shiny Stockings" - Ted Greene Arrangement, key of F, p. 2



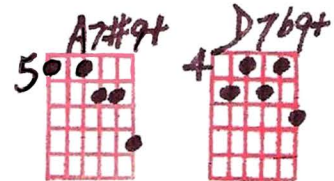
we love go all for of a her walk, \_\_\_\_\_ I but



11 know one's soon real - as ly we're a out, \_\_\_\_\_ with no




13 sha - dow of doubt \_\_\_\_\_ she's

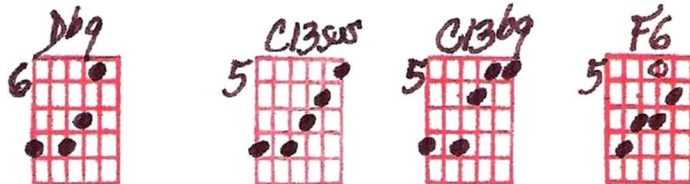


15 go lots to be proud of \_\_\_\_\_

"Shiny Stockings" - Ted Greene Arrangement, key of F, p. 3



2.



As usual, make sure you understand the reason for the usage of each chord.

[Measure 7 alternate version]



10-16-77  
arr. © J. Lawrence

# CHORD MELODY STYLE - SHINY STOCKINGS - LEVEL 1

PLAYING ORDER: • X □ ◇

Key of F

LEARN THE BASIC CHORDS IN "F" 1st, BEFORE YOU TRY THIS CHORD MELODY.

Handwritten guitar chord diagrams for 'Shiny Stockings' in F major. The diagrams are arranged in four rows. Row 1: F#m9, Gm9, Fm7, C#m7/C#6, C7, Gm7, G9+, C13, C7b9+, FA9, (OR C7b9+ FA9). Row 2: B7+11, Bb13, Bb13, Bbm7, Am7+, A7+, Ebm9, Dm7/11, (F9, F#9), Abm7, Gm7, Gm9. Row 3: C#6, Bbm7, Am7, Am9, D7#6, Cm7, Bm7, Bm9, E13, (E13), A7#6, D13b9, A7#9. Row 4: D7b9+, D.C. al coda but omit 1st chord, Abm7/11, Gm7/11, C13, Bb13, Ab13, G13, Db9, C13sus, C13b9, F6.

AS USUAL, MAKE SURE YOU UNDERSTAND THE REASON FOR THE USAGE OF EACH CHORD.