

# POLKA DOTS AND MOONBEAMS

Playing order: ● × □ △  
○ = opt.

*Solo Guitar, Key of D*

**DΔ7**  
open
**Bm7**
**Em9**
**A9**

A coun - try dance was be - ing held in a gar - den,

**DΔ7**  
open
**Bm7**
**GΔ7**
**C#m7/11**
**F#7**

I felt a bump and heard an "Oh, beg your par - don,"

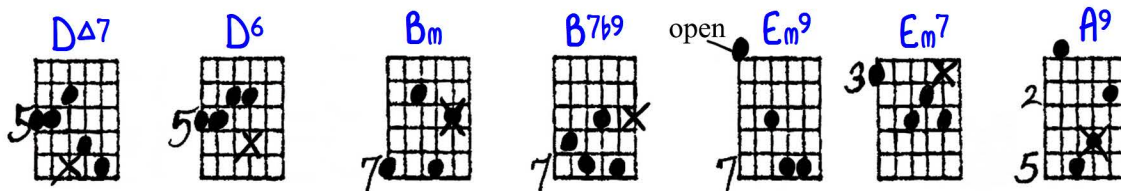
**Bm**
**Gm**
**D**
**A7**
**F#m7**
**Fm7**

sud - den - ly I saw pol - ka dots and moon - beams

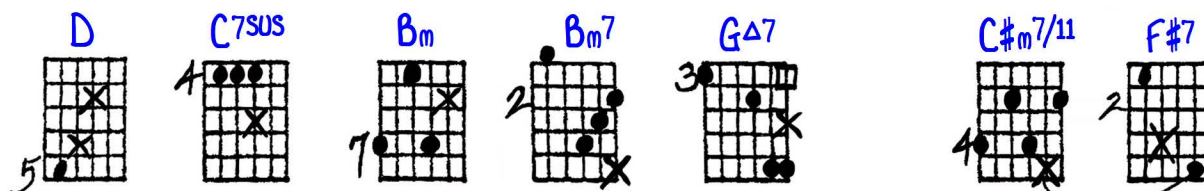
**Em7**
**A9**
**A13**
**F#m7**
**C7/6**
**FΔ7**
open
**A7SUS**

all a - round a pug - nosed dream.\_\_\_\_\_

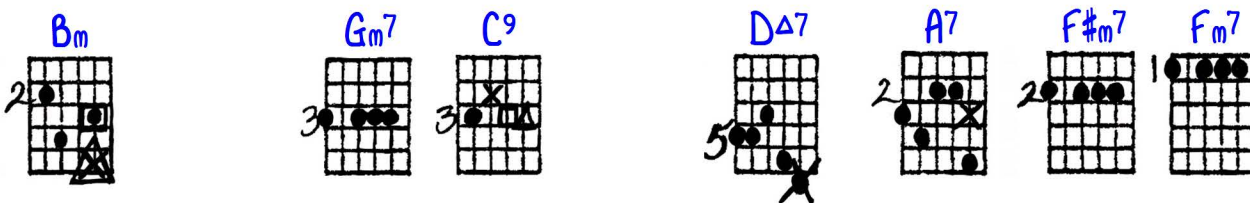
"Polka Dots and Moonbeams" - Ted Greene Arrangement, key of D p. 2



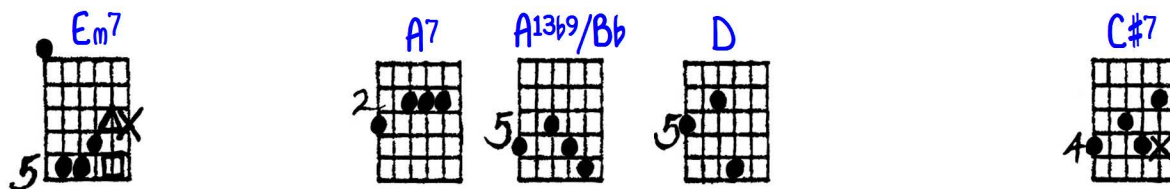
9 The mus - ic start - ed and was I the per - plexed one,



11 I held my breath and said, "May I have the next one?"



13 In my fright - ened arms pol - ka dots and moon - beams



15 spark - led on a pug - nosed dream. There were

F#Δ7 F#Δ7 D#m7 G#m7 G#7 D<sup>o</sup>7 Dm<sup>6</sup> C#9

17

ques - tions in the eyes of oth - er dan - cers

F# G# C#7 D#m7 G#m7/11 G#m7 C#9 C#9

19

as we float - ed ov - er the floor. There were

F#Δ7 F#Δ7 D#m7 G#m7 G#7 D<sup>o</sup>7 Dm<sup>6</sup> C#9

21

ques - tions but my heart knew all the an - swers,


F#Δ7 B7b9 Em7/11 Em7b5 A7sus A13b5

23

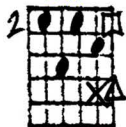
and per - haps a few things more.

"Polka Dots and Moonbeams" - Ted Greene Arrangement, key of D p. 4

D $\Delta$ 7




Bm7



Em<sup>9</sup>



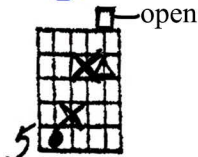
A<sup>9</sup>



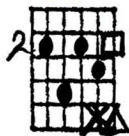
25

Now in a cot - tage built of li - lacs and laugh - ter

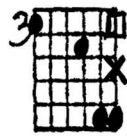
D $\Delta$ 7




Bm7




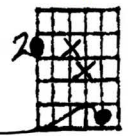
G $\Delta$ 7



C $\sharp$ m7/11



F $\sharp$ 7



27

I know the mean - ing of the words, "ev - er af - ter,"


Bm



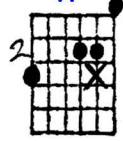
Gm




D




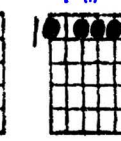
A7



F $\sharp$ 7



Fm7



29

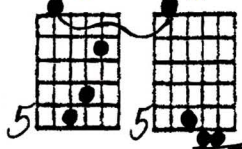
and I'll al - ways see pol - ka dots and moon - beams

Tag:

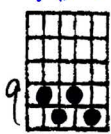
Em7



A<sup>9</sup>

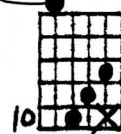


F $\sharp$ 7




open

Am7




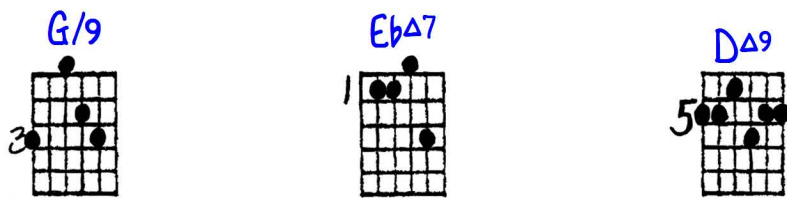

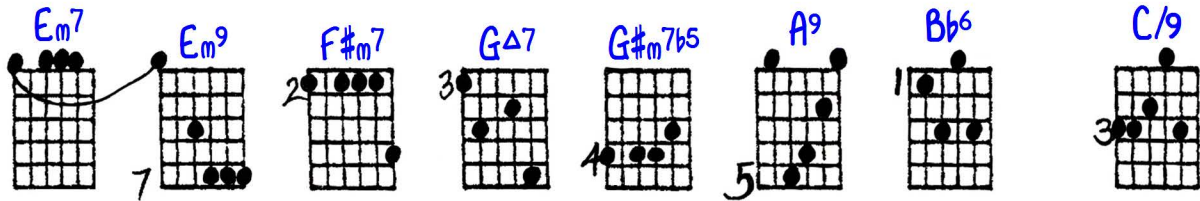
B7



31

when I kiss my pug - nosed dream. \_\_\_\_\_

Ending:



10-11-01

# Solo Gtr: POLKADOTS ~ MOONBEAMS

James Van Heusen  
& Johnny Burke

Key of D

The tablature is organized into 10 horizontal lines, each representing a measure or a group of measures. The chords are written as follows:

- Line 1:** 5 (open), 2, 2, 2, 2, 5 (open)
- Line 2:** 5, 3, 2, 2, 1, 5
- Line 3:** 8, 5, 5, 5, 7, 7, 7, 3, 2, 5, 5
- Line 4:** 4, 7, 2, 3, 2, 2, 2, 2, 3, 5, 5
- Line 5:** 2, 2, 1, 2, 5, 5, 1, 2, 2, 4
- Line 6:** 6, 4, 4, 4, 4, 4, 6, 6, 4, 4, 4
- Line 7:** 7, 9, 9, 9, 9, 7, 7, 7, 5, 5
- Line 8:** (open), 5, 5, 5, 5, 5, 9, 10, 7, 5
- Line 9:** 7, 2, 3, 4, 5, 1, 3, 3, 1, 5
- Line 10:** 7, 2, 3, 3, 3, 1, 3, 3, 5

Additional annotations include:

- OPEN:** written above the first measure of the first line.
- Bridge:** written above the 11th measure of the 5th line.
- ENDING:** written above the 11th measure of the 9th line.
- TAG: OPEN:** written above the 12th measure of the 9th line.
- to the 2nd chord on top then take the 2nd type of cadence:** written in the 8th line.
- 7 and two and three four:** written below the 9th line.