
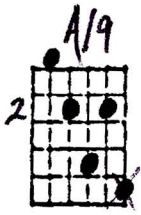


(ON) GREEN DOLPHIN STREET


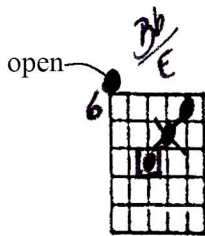
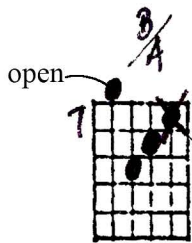
Solo Guitar

Playing order: ● × □ △
○ = opt.


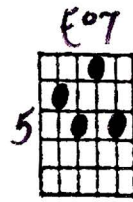
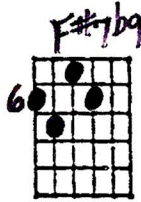


Rubato



Musical notation for the first line of the song. It features a treble clef, a key signature of two sharps (F# and C#), and a 4/4 time signature. The melody consists of quarter notes: G4, A4, B4, and C5. The accompaniment consists of sustained chords: A1/9, AΔ9, and Am9. The lyrics are: "1. Lov - er, one love - ly day,"



Musical notation for the second line of the song. It features a treble clef, a key signature of two sharps (F# and C#), and a 4/4 time signature. The melody consists of quarter notes: D5, E5, F#5, and G5. The accompaniment consists of sustained chords: 8/A, 7b/E, and AΔ9. The lyrics are: "love came plan - ning to stay."

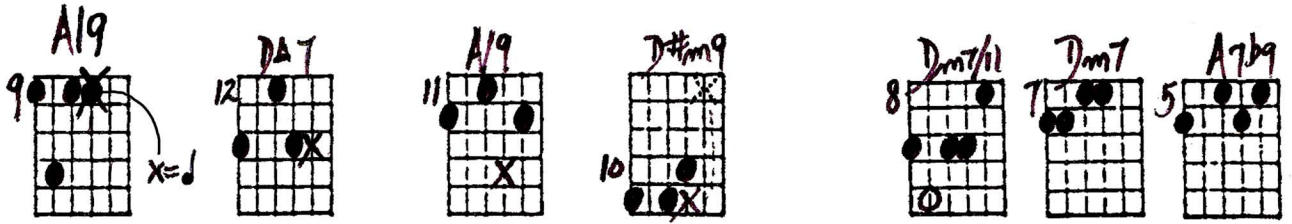


or hit bass 1st

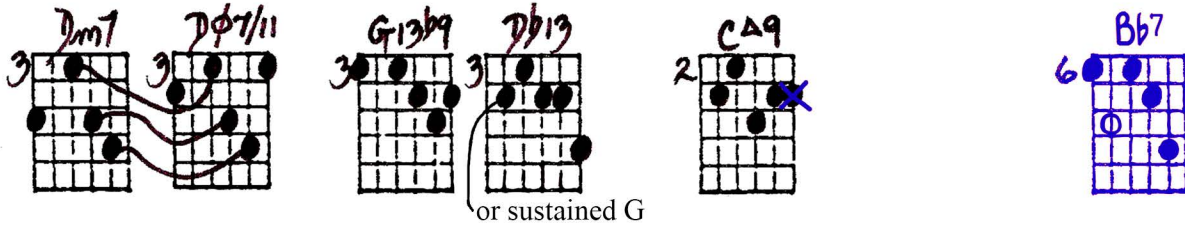
or on other [string] set

Musical notation for the third line of the song. It features a treble clef, a key signature of two sharps (F# and C#), and a 4/4 time signature. The melody consists of quarter notes: G4, A4, B4, and C5. The accompaniment consists of sustained chords: Bm7/11, Bm7, F#7b9, Bm7, Eo7, E13b9, and E7#9+. The lyrics are: "Green Dol - phin Street sup - plies the"

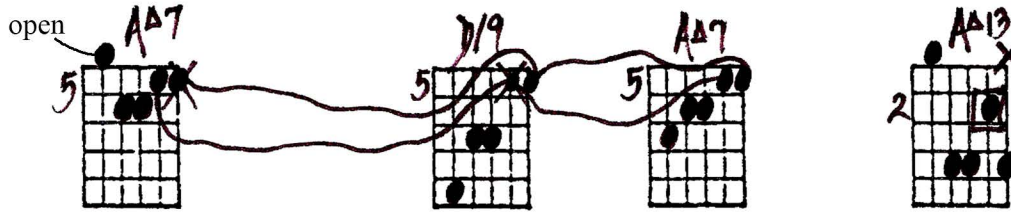
----- Fill -----



11 set - ting, the set - ting for




14 nights be - yond for - get - ting. 2. And



17 through these mo - ments a -

----- Fill -----



19 part,

----- Fill -----

21 mem - 'ries live in my

----- Fill -----

23 heart.

OR

25 When I re - call the love I found on,

28 I could kiss the ground on Green Dol - phin Street.

SOLO GUITAR
RUBATO

ON GREEN DOLPHIN ST. - BRONISLAU KAPER

© 6-6-85
J. J. Johnson

Handwritten guitar chord chart for "On Green Dolphin St." by Bronislaw Kaper. The chart consists of 10 columns of guitar grids, each representing a measure. Chords are written above the grids, and fingerings are indicated by numbers 1-4. The chart includes various chord voicings such as A9, Am9, Bm7, F#7b9, E7, E13b9, F#9+, A9, Dm7, Dm7/11, A7b9, Dm7, D7/11, G13b9, Db13, CA9, A7, D19, A7, A7, Am7/11, Am7, Bm7, CA7, Am7, B7, E7#9, E7b9b5, A7, D19, C#7#9, F#13b9, Bm7/11, Bm9, G#7+, C#7, F#m9/11, F#m9, D#9/b6, D9#11, C#m11, C9, Bm7/11, D9#11, and A9. The chart also features annotations like "OPEN", "FILL", "SUSTAINED G", and "HIT BASS 1ST". Fingerings are indicated by numbers 1-4. Some chords have "X" marks indicating muted strings. The chart is organized into rows, with some chords spanning across multiple measures. The bottom half of the page contains empty guitar grids for practice or additional notation.

PLAY MELODY
1 OCTAVE
HIGHER
ON GUITAR

(ON) GREEN DOLPHIN STREET - BRONISLAW KAPER

2-26-77

Chord symbols: C, Cm7, D7, Db, C

Substitution: SUBSTITUTION (CREDIT TO DAN SAWYER)

Chord symbols: Fm7, Bb7, Eb, G7, Bm7b5, E7, Am7, D7, C, A7, Dm7, G7, C

Substitution: SUBSTITUTION (CREDIT TO DAN SAWYER)