

Playing order: ● × □ △
○ = opt.

MY ONE AND ONLY LOVE

Ted Greene
1995-06-08

(Solo guitar arrangement fragment, key of Eb)

A

E \flat 7

E \flat 7/D

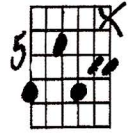
C \flat 7

C \flat 7/B \flat

F7/A

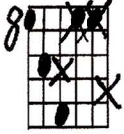
B \flat 7/A \flat

G7#9


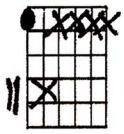


The ve - ry though of you makes my heart sing _____ like an


C \flat 9 - C \flat



A \flat 9



D \flat 9#11



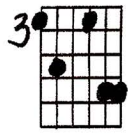
B \flat 9sus



B \flat 7b9+



G \flat 7 - (C7)



Ap - ril breeze _____ on the wings of Spring,

Solo for 'My Only Love' in E^b

Very early
Thurs.
6-8-95

Key: E^b (written vertically on the left)

WILD (written above the first two chords)

II^b VII^b 7 (written above the first two chords)

II^b VII^b (written above the third chord)

II^b VII^b 7 (written above the fourth chord)

2nd phrase: (written above the fifth and sixth chords)

E^b I^b NOVEL for ii!! (written above the seventh and eighth chords)

Chords and Fingerings:

- Chord 1: Cmaj9 (Fingerings: 11, 3, 3, 3, 4, 8)
- Chord 2: Bm7 (Fingerings: 9, 7, 2, 2, 2, 2)
- Chord 3: Bbm9 (Fingerings: 8, 2, 2, 2, 3, 1)
- Chord 4: Am7 (Fingerings: 11, 2, 2, 2, 2, 2)
- Chord 5: G7 (Fingerings: 5, 8, 2, 2, 2, 2)
- Chord 6: Db7 (Fingerings: 9, 9, 2, 2, 2, 2)
- Chord 7: Gm7 (Fingerings: 11, 2, 2, 2, 2, 2)
- Chord 8: G7 (Fingerings: 9, 9, 2, 2, 2, 2)
- Chord 9: Db7 (Fingerings: 9, 9, 2, 2, 2, 2)
- Chord 10: Gm7 (Fingerings: 11, 2, 2, 2, 2, 2)
- Chord 11: G7 (Fingerings: 9, 9, 2, 2, 2, 2)
- Chord 12: Db7 (Fingerings: 9, 9, 2, 2, 2, 2)
- Chord 13: Gm7 (Fingerings: 11, 2, 2, 2, 2, 2)
- Chord 14: Gb7 (Fingerings: 9, 9, 2, 2, 2, 2)
- Chord 15: F7 (Fingerings: 8, 8, 2, 2, 2, 2)

DARK HUES (written vertically on the left, next to the 15th chord)

Exp. lined high (written below the 15th chord)

opt. (written above the 15th chord)

Grid: A 15x6 grid of guitar fretboards. The first row contains handwritten chord diagrams and fingerings for chords 1 through 15. The remaining five rows are empty fretboards.