

# MY FUNNY VALENTINE

Playing order: ● × □ △  
○ = opt.

Add right hand activity in the pauses where you deem appropriate.

Key of Cm

Chord diagrams for the first line:

- $Cm^{(9)}$  (with 80)
- or
- $Cm^{(9)}$  (with 80)
- $Cm7$  (with 30)
- $Cm9$  (with 30)
- $G^b7/b$  (with 20)

Musical notation for the first line with lyrics: My fun - ny val - en - tine, sweet com - ic

Chord diagrams for the second line:

- $F9/b$  (with 10)
- $A^b\Delta7$  (with 40)
- $Gm7$  (with 30)
- $Fm7/b11$  (with 80)
- $b$  (with 60)

Musical notation for the second line with lyrics: val - en-tine, you make me smile with my

Chord diagrams for the third line:

- $D\phi7$  (with 50)
- $D\phi7$  (with 70)
- $D7\#9\#5$  (with 50)
- $G7b5$  (with 30)
- $Cm$  (with 80)

Musical notation for the third line with lyrics: heart. Your looks are

Chord diagrams for the fourth line:

- $G7/b$  (with 80)
- $Cm7/b11$  (with 80)
- $F7$  (with 80)

Musical notation for the fourth line with lyrics: laugh - a - ble, un - pho - to - graph - a - ble,




13

yet you're my fav - 'rite work of

(B11/13)



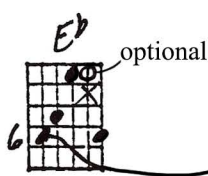
Fill -----



hit 1st

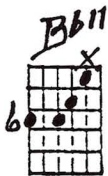
15

art. Is your





17

fi - gure less than Greek, is your mouth a lit - tle



20

weak, when you o - pen it to speak, are you



23

smart? \_\_\_\_\_

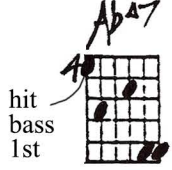
But \_\_\_\_\_



25

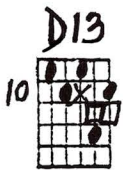
don't change a hair for me, not if you

Fill -----



28

care for me, stay fun - ny



30

val - en - tine stay \_\_\_\_\_

Handwritten guitar chord diagrams for measures 32-35. Measure 32:  $Bb\ m7/11$  (6 fret, 2-4-6-5-3-2) and  $A13\ \#11$  (10 fret, 2-4-6-5-3-2, with open string on 10th fret and X on 6th string). Measure 33:  $A\ \Delta7$  (4 fret, 2-4-6-5-3-2),  $A\ b\ \Delta7$  (4 fret, 2-4-6-5-3-2),  $G7$  (3 fret, 2-4-6-5-3-2), and  $C7$  (3 fret, 2-4-6-5-3-2).

Musical notation for measures 32-35. Measure 32: Treble clef, key signature of two flats, bass line with chords  $Bb\ m7/11$  and  $A13\ \#11$ . Measure 33: Treble clef, bass line with chords  $A\ \Delta7$ ,  $A\ b\ \Delta7$ ,  $G7$ , and  $C7$ . Lyrics: "each day is".

Handwritten guitar chord diagrams for measures 34-35. Measure 34:  $F7\ sus$  (1 fret, 2-4-6-5-3-2) and  $Bb7\ sus$  (1 fret, 2-4-6-5-3-2). Measure 35:  $E\ b6$  (4 fret, 2-4-6-5-3-2).

Musical notation for measures 34-35. Measure 34: Treble clef, key signature of two flats, bass line with chords  $F7\ sus$  and  $Bb7\ sus$ . Lyrics: "val - - en - - tine's". Measure 35: Treble clef, bass line with chord  $E\ b6$ . Lyrics: "day. \_\_\_\_\_".

# MY FUNNY VALENTINE

*Ext written during lesson to John Kaywell after 3-22-99. I'm sorry I had nothing ready to this.*

Key of Cm

Add 4th fret in the power where you deem appropriate

HTT 134

or Cm<sup>(maj)</sup> Cm<sup>9</sup> Cm7 Cm9 G<sup>b7</sup>/6 F<sup>7</sup>/6 A<sup>7</sup> Gm7 Fm7/11

80 80 80 30 X 30 20 10 40 30 80 80 80

D<sup>7</sup> D<sup>7</sup> D<sup>7</sup> D<sup>7</sup>#9#5 G<sup>7</sup>b5 Cm G<sup>7</sup>/6 Cm/11/A F7

Fm7 B<sup>b7</sup> E<sup>b7</sup> A<sup>b6</sup>#11 D7 G<sup>7</sup> C<sup>7</sup>/6 C<sup>7</sup>(B) 11/13 F<sup>7</sup> B<sup>b11</sup>/13

B<sup>b7</sup>/6 E<sup>b</sup> optional B<sup>b11</sup> E<sup>b6</sup>/9 Gm<sup>7</sup>b6 A<sup>b</sup> A<sup>b</sup> B<sup>b11</sup> E<sup>b</sup> A<sup>7</sup>

E<sup>b</sup> Cm E<sup>b</sup>9 A<sup>b</sup> A<sup>7</sup> D<sup>7</sup>#9 D<sup>11</sup>/13 Cm/9 Cm<sup>9</sup> Cm/11

F/3 F<sup>7</sup>/6 F<sup>13</sup> B9 B<sup>b11</sup> HTT A<sup>b</sup> A<sup>7</sup> B<sup>b7</sup>/6 E<sup>b</sup>13 D13 G11 G<sup>7</sup>#5

Cm7 B<sup>7</sup>/6 B<sup>b</sup>11/11 G A13#11 A<sup>b</sup> A<sup>7</sup>

Empty guitar fretboard diagrams for practice.