

HAPPY DAYS ARE HERE AGAIN

Playing order: ● × □ △
○ = opt.

Solo Guitar - Key of Db

Db DbΔ7 Db6 Db

1. Hap - py days are here a - gain! The
2. Al - to - ge - ther shout it now, there's

Eb9 Gø7 Gbm6 Fm7 Bbm7 Abø7 Abø7

3 skies a - bove are clear a - gain. Let us
no one who can doubt it now, so let's

Ab7 Gb/#11 Ab Ebm7 Ab7 Ab7

5 sing a song of cheer a - gain. "Hap - py
tell the world a - bout it now: "Hap - py

Chord diagrams for the first line:

- Db7**: 9th fret, hammer-on from 9th fret to 10th fret.
- Db7**: 9th fret.
- A7b9**: 7th fret.
- Ab11b9**: 7th fret.
- Db**: 4th fret.
- Db**: 4th fret.
- Bbm6** or **Bbm6**: 6th fret.

Musical notation for the first line:

7 days are here a - gain!" gain!" Your

Includes a hammer-on (H.O.) and two endings (1. and 2.).

Bridge:

Chord diagrams for the bridge:

- F**: 8th fret.
- Gm/C**: 8th fret.
- F**: 6th fret.
- Bbø7**: 9th fret.

Musical notation for the bridge:

cares and trou - bles are gone; there'll

Chord diagrams for the second line of the bridge:

- Ab**: 9th fret.
- Eb7**: 11th fret.
- Abm7**: 9th fret, with fingering 3 1 2 4.
- Ab**: 9th fret.

Musical notation for the second line of the bridge:

be no more from now on.

Includes a triplet and a long note.

Chord diagrams for the third line of the bridge:


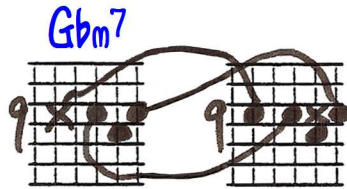
- Db**: 9th fret.
- DbΔ7**: 9th fret.
- Db6**: 9th fret.
- Db**: 9th fret.

Musical notation for the third line of the bridge:

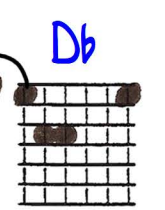



Hap - py days are here a - gain! The



skies a - bove are clear a gain. Let us



sing a song of cheer a - gain. Hap - py



days are here a - gain!



HAPPY DAYS are HERE AGAIN

4-15-91

Key of Db

11 9 9 9 9 9

Ab07 Ab7

HAMMER ON

9 9 7 10 6 6

or

6 9 9 11 9 9

3 1 2 4

9 9 9 9 9 9

13 11 9 9 9 9

9 9 9 9 5 4

HAMMER-ON