

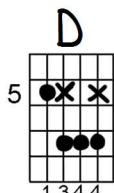
THE FIRST NOEL

Playing order: ● × □ △
○ = opt.

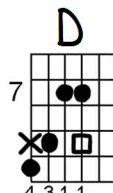
One good way to get a lot out of playing these pieces is to learn the melodies first, then harmonize them yourself, then compare with give harmonizations.

[Chord diagrams are suggestions; other chord forms are also possible.]

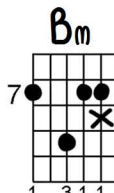
Positions of 1st finger of left hand →



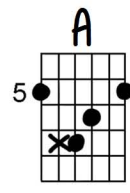
5th position



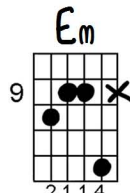
7th pos.



1 3 1 1

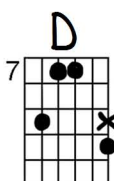


5th pos.

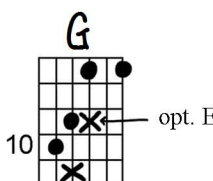


9th pos.

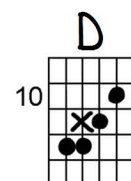
The _____ first _____ No - - el they the _____
fields _____ where _____ lay _____



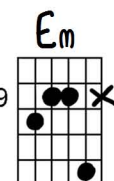
7th pos.



opt. E
3 2 1 1

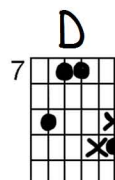


10th pos.
3 4 2 1

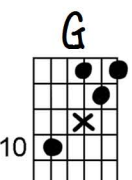


9th pos.

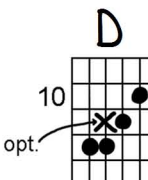
an - gle did say, was to
keep - ing their sheep on a



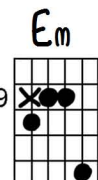
7th pos.



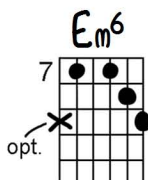
10



opt. 10

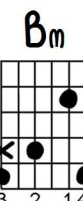


9th pos.

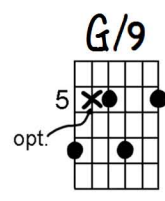


opt. 7

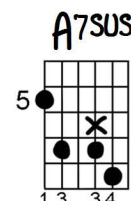
cer - tain poor shep - herds in
cold win - ter's night _____ that



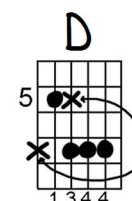
opt. 3 2 1 4



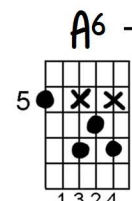
opt. 5



1 3 3 4



opt. 1 3 4 4



1 3 2 4

fields as they lay. In _____
was _____ so deep. No -

The First Noel

12-7-12 © Ted Greene

One good way to get alot out of playing these pieces is to learn the melodies first, then harmonize them yourself, then compare with given harmonizations.

POSITIONS OF 1ST FINGER OF LEFT HAND → 5th POSITION

Handwritten musical score for "The First Noel" in G major, 3/4 time. The score is written on two staves. The first staff contains the melody with various fingerings and positions (5th, 7th, 9th, 10th) indicated above the notes. The second staff contains a harmonic accompaniment with chords and fingerings. The piece concludes with a double bar line. Below the main score are three empty musical staves.