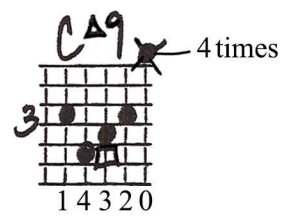




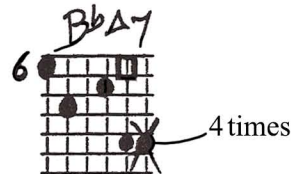
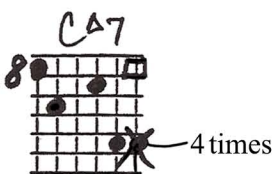


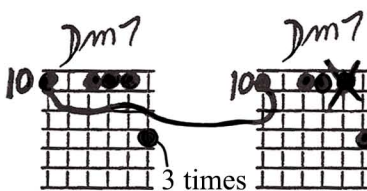
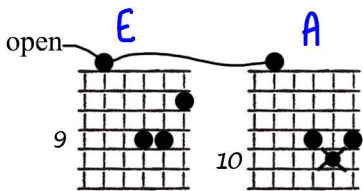
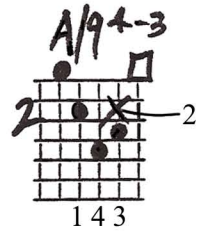
ARTHUR'S THEME

"Best That You Can Do"

Playing order: ● × □ △
○ = opt.



[See p.3 for alternate]



open $E7^{\Delta}$ open $E7$ open $A/9^{4-3}$ $A5$ $A\Delta7$ $D/9^{\Delta}$

14

Bridge

open $DADD9$ D $E7^{\Delta}$ $C\#m7$

5 times

4 2 1

17

$F\#m7$ $Bm9$ open $E11/13$ $A/9$

gradually

twice

3

1

20

$A\Delta7$ $A\Delta7$ open $DADD9$

5 times

4 2 1

23

D **E7 1/2** **C#m7** **F#7 4-3**

26

Bm7 **Bm7** **E11** **E11**

4 times and then right-hand fill to 4 times twice pull-off

29

D/9 **A** **A**

and add: open mix it all up To

33

[Alternate for measure 7]

A7 **G/9/3** **A7/3**

36

ARTHUR'S THEME

5.12.91

Chord Diagrams and Annotations:

- Row 1:** Dm7 (5), G9x (3), CΔ9 (3), F (1), Bb (1), E7 (2), A/9+3 (2), 17 (5). Annotations: "4 times", "ALTER NOTE", "1 4 5".
- Row 2:** G/9 (7), A7/3 (7), Dm7 (10), G9 (10), CΔ7 (8), F (8), F6 (8). Annotations: "3 times", "1 4 3 2 0", "or just use".
- Row 3:** BbΔ7 (5), E7 (9), E7 (9), A7 (10), AA7 (12), D/9+A (12). Annotations: "OPEN", "3 times", "A for filling", "4 times".
- Row 4:** Dm7 (5), E7/7 (5), C#m7 (5), F#m7 (5), Bm9 (7), E7/13 (7). Annotations: "OPEN BRIDGE", "5 times", "GRADUALLY", "twice".
- Row 5:** AΔ7 (2), DΔΔ9 (2), E7/7 (2), C#m7 (2), F#m7 (2), Bm7 (2). Annotations: "5 times", "twice", "4 TIMES".
- Row 6:** Bm7 (2), E11 (2), E11 (2), Dm7 (2), A7 (2). Annotations: "pull off", "5x", "OPEN", "MIX IT UP".

Empty Grid:
