

**Ted Greene
Arrangement**

PEOPLE

Many chords should have the bass struck first.

Playing order: ● × □ △
○ = opt.

Solo Guitar

~~~~~ = Ripple right hand for fill  
— = Sustain from previous diagram


A harmonic

Intro.  
Key of D



13

luck - i - est peo - ple in the



15

world. We're



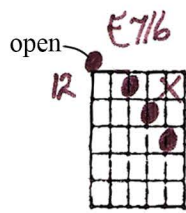
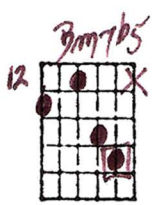
17

chil - dren need - ing oth - er

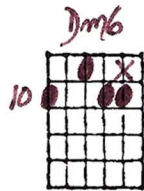


19

chil - dren and yet,



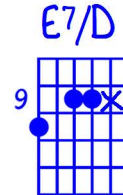
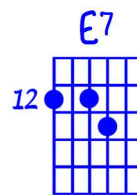
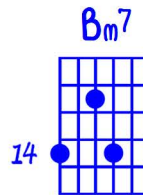
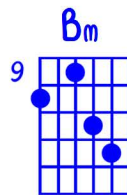
21 let - ting our grown up pride



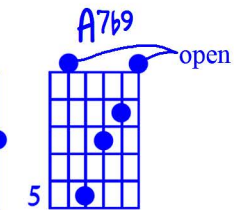
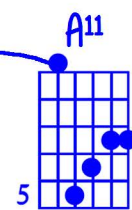
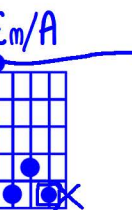
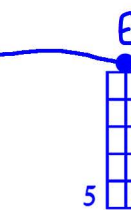
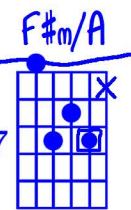
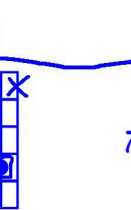
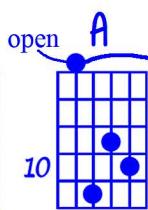
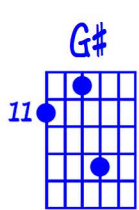
23 hide all the need in - side, act - ting



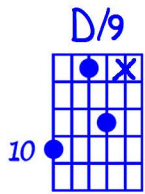
Ted's arrangement ends here.  
The following are suggestions for a possible continuation:



25 more like chil - dren, than



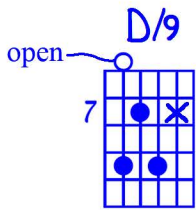
27 chil - dren.



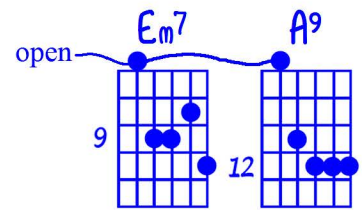
Right hand fills:



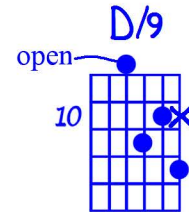
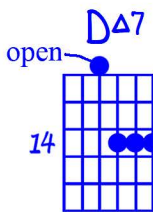
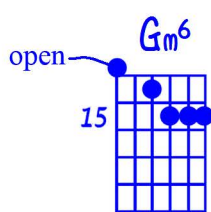
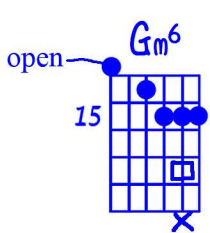
29 Lov - ers \_\_\_\_\_ are ver - y spec - ial



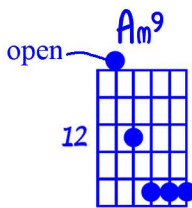
Right hand fills:



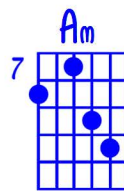
31 peo - ple, \_\_\_\_\_ they're the



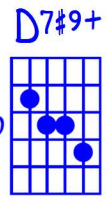
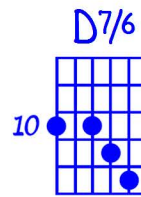
33 luck - i - est peo - ple \_\_\_\_\_ in the



Right hand fills:

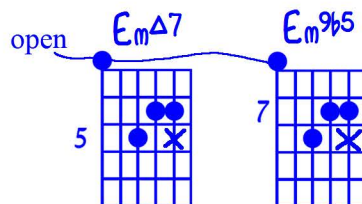
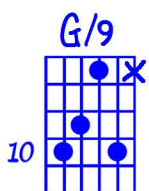


Right hand fills:

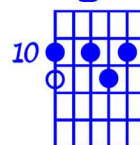
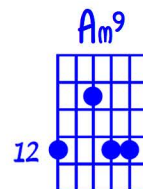
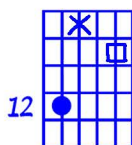
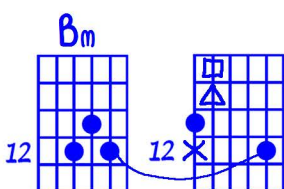
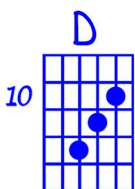


35 world. \_\_\_\_\_ With one

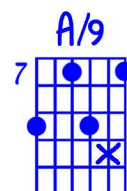
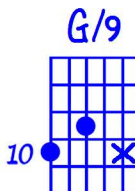
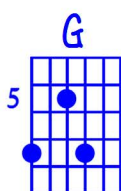
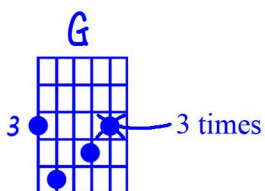




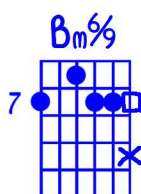
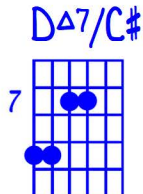
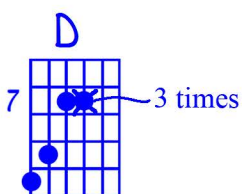
37 per - son, \_\_\_\_\_ one ver - y spe - cial



39 per - son, \_\_\_\_\_ a feel - ing



41 deep in you soul \_\_\_\_\_ says, "You were



43 half, now you're whole." \_\_\_\_\_ No more

**D<sup>6</sup>**  
3 3 times
**G<sup>#7</sup>**  
4
**E<sub>m</sub>**  
2
**E<sub>m</sub>/9** open  
5
**A<sup>13</sup>** open  
5
**A<sup>7</sup>**  
7
**A<sup>7</sup>**  
10

hun - ger and thirst, but first, be a per - son who needs

**D/9** open  
15

Right hand fills:

**D<sup>9</sup>** open  
12

peo - ple. Peo - ple who need

**G<sup>6</sup>/D** open  
12

Right hand fills:

**G<sub>m</sub>7** open  
10

peo - ple are the

**D** open  
15

**G/A** open  
12

**B<sup>b</sup>/A** open  
11

**C/9/A** open  
10

**D/9**  
10

luck - i - est peo - ple in the world.







"Funny Girl"

# PEOPLE

Words by  
BOB MERRILL

Music by  
JULE STYNE

Refrain (*Steadily with feeling*)

Peo-ple, peo-ple who need peo-ple Are the  
 luck-i-est peo-ple in the world. We're chil-dren  
 need-ing oth-er chil-dren And yet, let-ting our grown up  
 pride Hide all the need in-side, Act-ing more like chil-dren, than  
 chil-dren. Lov-ers are ver-y spec-ial  
 peo-ple, They're the luck-i-est peo-ple in the world.  
 With one per-son, One ver-y spe-cial per-son, A feel-ing  
 deep in your soul Says: you were half, now you're whole. No more  
 hun-ger and thirst, But first, be a per-son who needs peo-ple.  
 Peo-ple who need peo-ple Are the luck-i-est peo-ple in the  
 world. world.

**Chords and Notations:**  
 Ebm6, Bb, F7, Cm7, F7, Ebm(6), Bb(maj.7), Am7/11, D7sus, D7, Gm, Bbm/b, C7, Fmaj.7, F6, G/b, Bbm6, Gdim, F/A, Fdim, C# Gm7, C7, (E), F7, Cm7, F7, Eb, Bb, Ebm6, F7, Bb, Cm7, F7, Ebm(6), Bbmaj.7, Fm7, Bb7/2, Bb9, Bb7+, Eb, Ebm, Bb, Fm7, Bb7, Eb, F7, Bb, Gm6, Bb6, Gm7, Cm7, F7, Bb, Bb7(b), Eb, Ab13, Ebm, Bb, Gm7, Cm7, F7, 1. Bb, Gm7, Cm7, F7, 2. Bb, Gm7, Bb6