

String Transference Studies:


Ted Greene

1988-08-08


Top 4 Strings to Middle 4 Strings

Play a chord on the top 4 strings.

Example >



Place the same SHAPE on the MIDDLE 4 strings, using the same letter BASS note:



LOWER the note which has landed on the 3rd string by ONE fret >



Result: same voicing, new string set.

Fill in the blank diagrams.

Do this *away* from the guitar please. Then come back and check your work.

As you may know, detailed studies for each chord quality (i.e. maj7, m7, 9, etc.) are also necessary to really get a handle on all this material. Ask for the *Systematic Inversion* studies if you're not already involved with them.

<p>3 Bb6</p>	<p>2 A7</p>	<p>1 AbA7</p>	<p>5 C/9</p>
<p>5 E7+</p>	<p>6 Ab6</p>	<p>3 Db9</p>	<p>2 C#9</p>
<p>8 Cm7+</p>	<p>3 Db/9</p>	<p>6 F#m/9/11</p>	<p>2 F#13</p>
<p>6 A9</p>	<p>1 Am9</p>	<p>3 Em7/11</p>	<p>2 A7/6#11</p>
<p>A Bb11b9</p>	<p>3 Bb13</p>	<p>3 Bb(7)b9+</p>	<p>2 E11</p>
<p>7 Bm9</p>	<p>6 E9#11</p>	<p>5 A7/6sus4</p>	<p>2 A11/3b9</p>

Not easy, but stay with it; you'll get it.

String Transference Studies:


Ted Greene
1988-08-10

Middle 4 Strings to Lower 4 Strings

Play a chord on the middle 4 strings:



Place the same SHAPE on the LOWER 4 strings, using the same letter BASS note:



Lower the note which has landed on the 3rd string by ONE fret:



Result: same voicing, new string set.

Fill in as usual.

<p>F6</p>	<p>E7</p>	<p>EbA7</p>	<p>Bb/9</p>
<p>Gb6</p>	<p>C9</p>	<p>Ebm7</p>	<p>Bbm7</p>
<p>Fm7+</p>	<p>Bb/9</p>	<p>Ebm9/11</p>	<p>G13</p>
<p>Eb9</p>	<p>Bbm9</p>	<p>Fm7/11</p>	<p>Bb13#11 mod</p>
<p>B11b9</p>	<p>B13</p>	<p>B(7)b9+</p>	<p>F11</p>
<p>Gm9</p>	<p>C9#11</p>	<p>F13 sus4 mod</p>	<p>Ebm9#11</p>

STRING TRANSFERENCE STUDIES: Middle 4 to Lower 4 Strings

©8-10-88
Jed Johnson

PLAY a chord on the MIDDLE 4 strings

B7A7

Place the same **SHAPE** on the **LOWER** strings, using the same letter **BASS** note

6

LOWER the note which has fingered on the 3rd string by one fret

B7A7

Result: Same voicing, new string set

fill in as usual

F6

3

Gb6

9

E7

2

E7A7

1

Bb/9

8

Fm7+

6

C9

7

Ebm7

6

Bb7+

9

Eb9

6

Bb/9

5

Ebm9/11

8

G13

8

B11b9

12

B13

8

B(7)b9+

12

F11

8

Gm9

8

C9#11

7

F13 sus4 mod

6

Eb9#11

11