

## Minor Scales

The most common minor scales are the harmonic, natural, melodic, dorian, and phrygian. In relation to a major scale with the same root, they are as follows:

1. Harmonic: 1, 2,  $\flat 3$ , 4, 5,  $\flat 6$ , 7, 8
2. Natural: 1, 2,  $\flat 3$ , 4, 5,  $\flat 6$ ,  $\flat 7$ , 8
3. Melodic: 1, 2,  $\flat 3$ , 4, 5, 6, 7, 8
4. Dorian: 1, 2,  $\flat 3$ , 4, 5, 6,  $\flat 7$ , 8
5. Phrygian: 1,  $\flat 2$ ,  $\flat 3$ , 4, 5,  $\flat 6$ ,  $\flat 7$ , 8

The common ingredient that causes us to classify all of these as minor scales is the  $\flat 3$ .

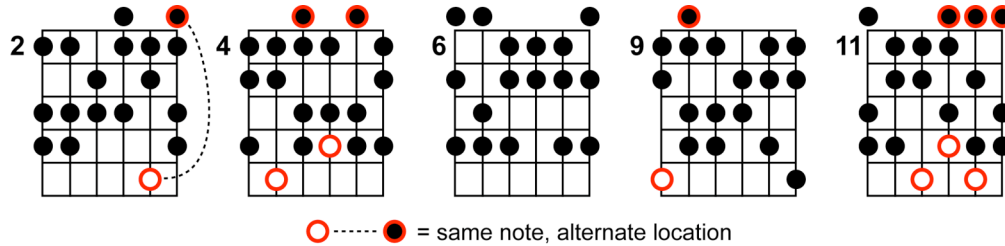
Three of the minor scales contain the same notes as some other major scale. The relationships are as follows (listed in one key only, but transposable to any key):

A major = F# natural minor = B dorian minor = C# phrygian minor.

For now the most important to know is the natural minor—you already know the fingerings by knowing your major scales. In other words, if you know the A major scale, then you know the F# natural minor—they are the same (they contain the same notes).

### Harmonic Minor

The next scale to learn is the harmonic minor; here are five common fingerings given in F# minor:



As with any major scales, you must memorize the names of the notes in the minor scales or you will regret it later and just have to go back and do it anyway (if you are serious about music).

### Natural Minor

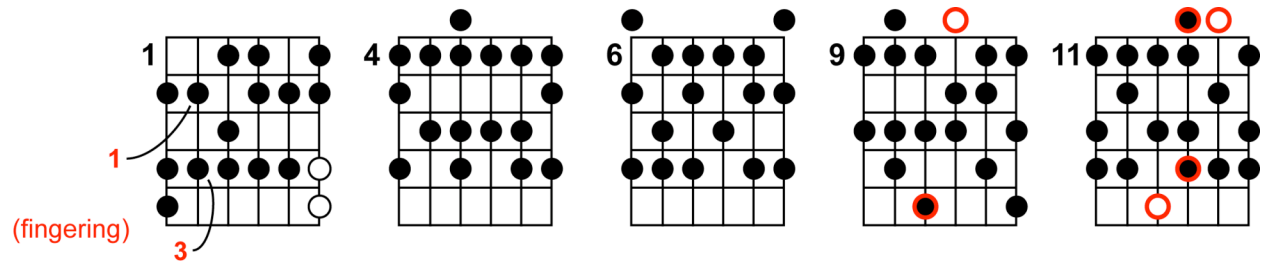
Here are the Natural Minors:

	1	2	$\flat 3$	4	5	$\flat 6$	$\flat 7$	8		1	2	$\flat 3$	4	5	$\flat 6$	$\flat 7$	8
Am:	A	B	C	D	E	F	G	A	Dm:	D	E	F	G	A	$\flat B$	C	D
Em:	E	F#	G	A	B	C	D	E	Gm:	G	A	$\flat B$	C	D	$\flat E$	F	G
Bm:	B	C#	D	E	F#	G	A	B	Cm:	C	D	$\flat E$	F	G	$\flat A$	$\flat B$	C
F#m:	F#	G#	A	B	C#	D	E	F#	Fm:	F	G	$\flat A$	$\flat B$	C	$\flat D$	$\flat E$	F
C#m:	C#	D#	E	F#	G#	A	B	C#	B#m:	$\flat B$	C	$\flat D$	$\flat E$	F	G#	$\flat A$	$\flat B$
G#m:	G#	A#	B	C#	D#	E	F#	G#	E#m:	$\flat E$	F	G#	$\flat A$	$\flat B$	C#	$\flat D$	$\flat E$
D#m:	D#	E#	F#	G#	A#	B	C#	D#	A#m:	$\flat A$	$\flat B$	C#	$\flat D$	$\flat E$	F#	G#	$\flat A$
A#m:	Not needed																

You should also memorize the harmonic minors by raising the  $\flat 7$  to the  $\sharp 7$ . Note: when raising a sharped note, you get a double-sharp (written like so:  $\times$ ).

### Melodic Minor

The next important minor scale is the melodic minor—here are five common fingerings in F# minor:



You should memorize the melodic minors by raising the  $\flat 6$  of the harmonic minor to a  $\natural 6$ .

Transcribed by David Bishop  
1/9/12

# Minor Scales

The most common minor scales are the harmonic, natural, melodic, dorian and phrygian. In relation to a major scale with the same root, they are as follows -

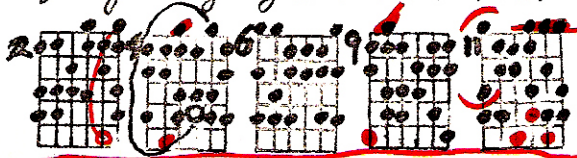
- ① HARMONIC: 1, 2, b3, 4, 5, b6, 7, 8
- ② NATURAL: 1, 2, b3, 4, 5, b6, b7, 8
- ③ MELODIC: 1, 2, b3, 4, 5, 6, 7, 8
- ④ DORIAN: 1, 2, b3, 4, 5, 6, b7, 8
- ⑤ PHRYGIAN: 1, b2, b3, 4, 5, b6, b7, 8

The common ingredient that causes us to classify all of these as minor scales is the b3rd.

Three of the minor scales contain the same notes as some other major scale. The relationships are as follows (listed in one key only, but transposable to any key):  
 A MAJOR = F# NATURAL MINOR = B DORIAN MINOR = C# PHRYSIAN MINOR.

For now the most important to know is the natural minor - you already know the fingerings by knowing your major scales, another words if you know the A MAJOR scale then you know the F# natural minor - they are the same (they contain the same notes).

The next scale to learn is the harmonic minor; here are 5 common fingerings given in F#m:



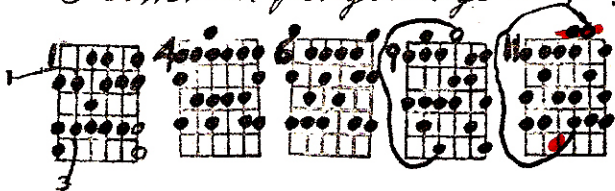
As with major scales, you must memorize the names of the notes in the minor scales or you will forget it later and just have to go back and do it anyway (if you are serious about music).

Here are the NATURAL MINORS:

<table border="0" style="width: 100%;"> <tr> <td style="width: 10%;">1</td><td>2</td><td>b3</td><td>4</td><td>5</td><td>b6</td><td>b7</td><td>8</td> </tr> <tr> <td>A<sup>m</sup> - A</td><td>B</td><td>C</td><td>D</td><td>E</td><td>F</td><td>G</td><td>A</td> </tr> <tr> <td>E<sup>m</sup> - E</td><td>F#</td><td>G</td><td>A</td><td>B</td><td>C</td><td>D</td><td>E</td> </tr> <tr> <td>B<sup>m</sup> - B</td><td>C#</td><td>D</td><td>E</td><td>F#</td><td>G</td><td>A</td><td>B</td> </tr> <tr> <td>F#<sup>m</sup> - F#</td><td>G#</td><td>A</td><td>B</td><td>C#</td><td>D</td><td>E</td><td>F#</td> </tr> <tr> <td>C#<sup>m</sup> - C#</td><td>D#</td><td>E</td><td>F#</td><td>G#</td><td>A</td><td>B</td><td>C#</td> </tr> <tr> <td>G#<sup>m</sup> - G#</td><td>A</td><td>B</td><td>C#</td><td>D#</td><td>E</td><td>F#</td><td>G#</td> </tr> <tr> <td>D#<sup>m</sup> - D#</td><td>E#</td><td>F#</td><td>G#</td><td>A#</td><td>B</td><td>C#</td><td>D#</td> </tr> <tr> <td>A#<sup>m</sup> - not needed</td><td></td><td></td><td></td><td></td><td></td><td></td><td></td> </tr> </table>	1	2	b3	4	5	b6	b7	8	A <sup>m</sup> - A	B	C	D	E	F	G	A	E <sup>m</sup> - E	F#	G	A	B	C	D	E	B <sup>m</sup> - B	C#	D	E	F#	G	A	B	F# <sup>m</sup> - F#	G#	A	B	C#	D	E	F#	C# <sup>m</sup> - C#	D#	E	F#	G#	A	B	C#	G# <sup>m</sup> - G#	A	B	C#	D#	E	F#	G#	D# <sup>m</sup> - D#	E#	F#	G#	A#	B	C#	D#	A# <sup>m</sup> - not needed								<table border="0" style="width: 100%;"> <tr> <td style="width: 10%;">1</td><td>2</td><td>b3</td><td>4</td><td>5</td><td>b6</td><td>b7</td><td>8</td> </tr> <tr> <td>D<sup>m</sup> - D</td><td>E</td><td>F</td><td>G</td><td>A</td><td>Bb</td><td>C</td><td>D</td> </tr> <tr> <td>G<sup>m</sup> - G</td><td>A</td><td>Bb</td><td>C</td><td>D</td><td>Eb</td><td>F</td><td>G</td> </tr> <tr> <td>C<sup>m</sup> - C</td><td>D</td><td>Eb</td><td>F</td><td>G</td><td>Ab</td><td>Bb</td><td>C</td> </tr> <tr> <td>F<sup>m</sup> - F</td><td>G</td><td>Ab</td><td>Bb</td><td>C</td><td>Db</td><td>Eb</td><td>F</td> </tr> <tr> <td>Bb<sup>m</sup> - Bb</td><td>C</td><td>Db</td><td>Eb</td><td>F</td><td>Gb</td><td>Ab</td><td>Bb</td> </tr> <tr> <td>Eb<sup>m</sup> - Eb</td><td>F</td><td>Gb</td><td>Ab</td><td>Bb</td><td>Cb</td><td>Db</td><td>Eb</td> </tr> <tr> <td>Ab<sup>m</sup> - Ab</td><td>Bb</td><td>Cb</td><td>Db</td><td>Eb</td><td>Fb</td><td>Gb</td><td>Ab</td> </tr> </table>	1	2	b3	4	5	b6	b7	8	D <sup>m</sup> - D	E	F	G	A	Bb	C	D	G <sup>m</sup> - G	A	Bb	C	D	Eb	F	G	C <sup>m</sup> - C	D	Eb	F	G	Ab	Bb	C	F <sup>m</sup> - F	G	Ab	Bb	C	Db	Eb	F	Bb <sup>m</sup> - Bb	C	Db	Eb	F	Gb	Ab	Bb	Eb <sup>m</sup> - Eb	F	Gb	Ab	Bb	Cb	Db	Eb	Ab <sup>m</sup> - Ab	Bb	Cb	Db	Eb	Fb	Gb	Ab
1	2	b3	4	5	b6	b7	8																																																																																																																																		
A <sup>m</sup> - A	B	C	D	E	F	G	A																																																																																																																																		
E <sup>m</sup> - E	F#	G	A	B	C	D	E																																																																																																																																		
B <sup>m</sup> - B	C#	D	E	F#	G	A	B																																																																																																																																		
F# <sup>m</sup> - F#	G#	A	B	C#	D	E	F#																																																																																																																																		
C# <sup>m</sup> - C#	D#	E	F#	G#	A	B	C#																																																																																																																																		
G# <sup>m</sup> - G#	A	B	C#	D#	E	F#	G#																																																																																																																																		
D# <sup>m</sup> - D#	E#	F#	G#	A#	B	C#	D#																																																																																																																																		
A# <sup>m</sup> - not needed																																																																																																																																									
1	2	b3	4	5	b6	b7	8																																																																																																																																		
D <sup>m</sup> - D	E	F	G	A	Bb	C	D																																																																																																																																		
G <sup>m</sup> - G	A	Bb	C	D	Eb	F	G																																																																																																																																		
C <sup>m</sup> - C	D	Eb	F	G	Ab	Bb	C																																																																																																																																		
F <sup>m</sup> - F	G	Ab	Bb	C	Db	Eb	F																																																																																																																																		
Bb <sup>m</sup> - Bb	C	Db	Eb	F	Gb	Ab	Bb																																																																																																																																		
Eb <sup>m</sup> - Eb	F	Gb	Ab	Bb	Cb	Db	Eb																																																																																																																																		
Ab <sup>m</sup> - Ab	Bb	Cb	Db	Eb	Fb	Gb	Ab																																																																																																																																		

You should also memorize the harmonic minors by raising the b7 to the 7. Note: when raising a sharp note you get a double sharp (written like so ♯♯)

The next important minor scale is the melodic minor - here are 5 common fingerings in F#m:



You should memorize the melodic minors by raising the b6 of the harmonic minor to a 6.