


Using I-ii/TR, I/3-ii/3, Imaj7-ii7 and Various I-IV or Sus Dom V's in Short Phrases

Notice that the color tone is basically the same throughout the page. It is so important to store away the sounds of music by their affinity of color (or at least I have found it to be so). It takes a long time for the stuff to flow out creating the colors you have in mind, but it's worth all the work you can put into it.

1)

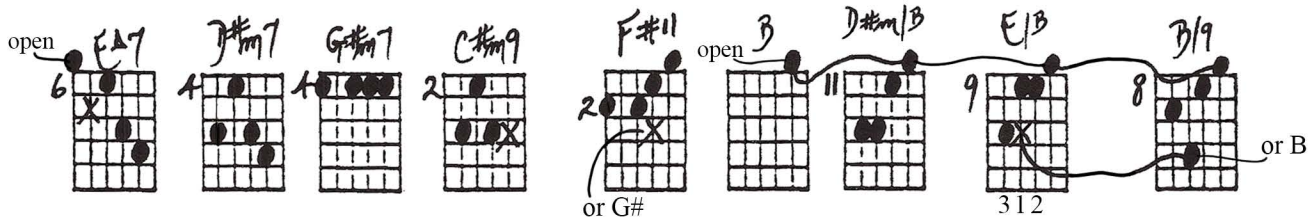



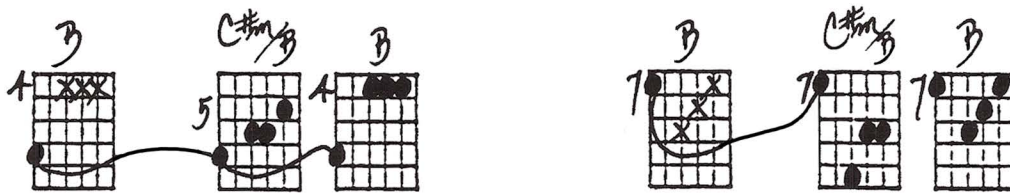
The image displays four short musical phrases, each consisting of guitar chord diagrams and a corresponding musical staff in treble clef. The first phrase shows a progression of C, Dm/c, and C chords. The second phrase shows C, Dm/c, C, C, Dm, C, and F#7 chords. The third phrase shows open, Em7, Am7, D7, D7, G7sus4, and G7sus4+ chords. The fourth phrase shows F, Fm, and C chords, with an optional transition from Fm to C.

Optional 3rd and 4th sections above [to replace measures 3 and 4 in example 1) above.]



Variation
Key of B

2)



Notice the different degrees which lend themselves to open strings between the two keys.
Playing things in different keys can be so rewarding.

Key of D
3)

Harmonized
ascending scale
from 3 thru 1:

Variation
Key of F
4)

Try to hear the moving voices. Ask if you need help in this area.

Memorize all 4 phrases. Take as much time as you need.

The phrases won't sound good unless you can play them rather quickly, so shoot for this

USING I $\frac{11}{TR}$, I $\frac{13}{9}$, I A7 $\frac{11}{7}$ and VARIOUS I IV or SUS. Dom. I's in SHORT PHRASES

Notice that the COLOR TONE is basically the same throughout the page. It is so important to store away the sounds of music by their affinity of color (or at least have found it to be so). It takes a long time for the stuff to flow out creating the colors you have in mind but it's worth all the work you can put into it.

PLEASE MEMORIZE ALL 4 PHRASES. TAKE AS MUCH TIME AS YOU NEED. THE PHRASES WON'T SOUND GOOD UNLESS YOU CAN PLAY THEM QUICKLY SO SHOOT FOR THIS.

①

② VARIATION Key of B Notice the different degrees which lead themselves to open strings between the two keys. Playing things in different keys can be so rewarding.

②

HARMONIZING VARIATION Key of F Try to hear the moving voices. Look if you need help in this area.

③