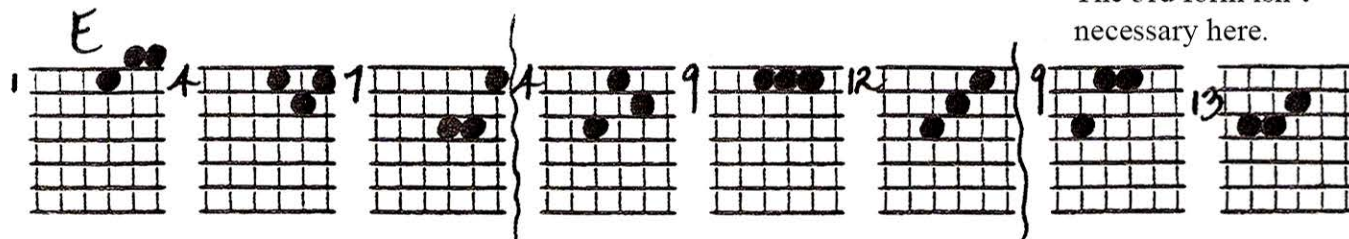


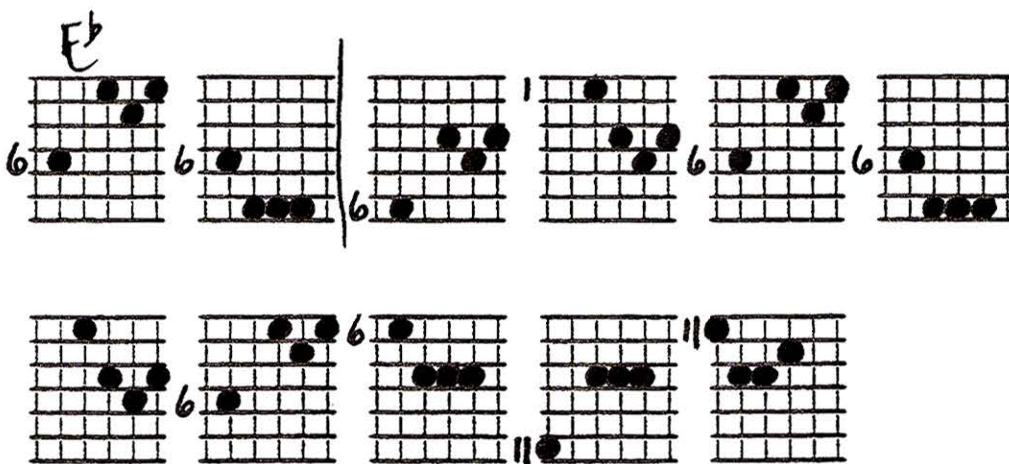
# Upper Close Triads with added Bass Root

This page will likely not be a garden of thrills, but these chord forms are a good part of the backbone of much of the music played and written during the last few hundred years in the Western world, from Renaissance, to Baroque, Classical, Romantic..and “newer” forms like Folk, R&B, and much popular music. Can you get by without these chords? Yes, but you won’t be able to savor the later thrill of being a well-rounded player, able to participate in lots of settings.

Preliminary:  
Key of E



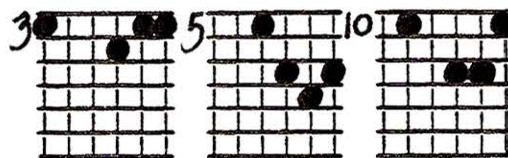
① Key of Eb




② Key of Eb




Key of G




Key of C



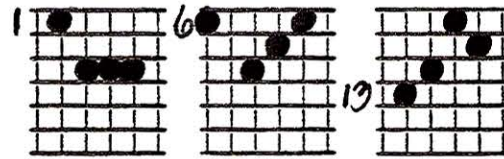
③ Key of D



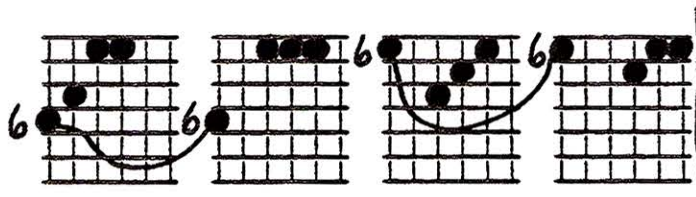
Key of G




Key of Bb



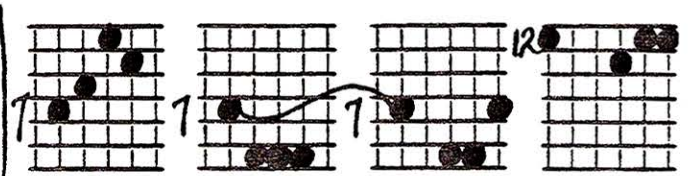
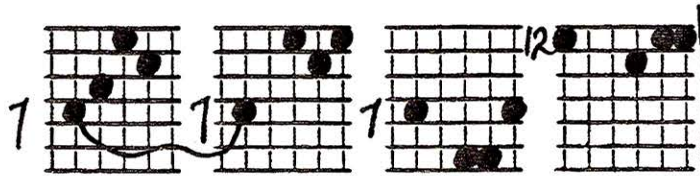
④ Key of Bb



Key of Db



Key of E




Each of the studies on this page has its own intrinsic logic and, for those who love the guitar and wish to understand its layout, its own value. You don't have to do each study in every key here, but little bit of transposing is in order. You'll see if you try.

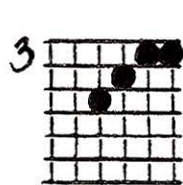
Application of all these forms will follow on upcoming pages.

Optional:

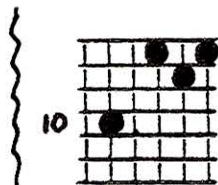
1st chord in exercise #2



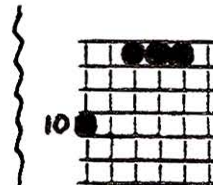
4th chord in exercise #2




5th chord in exercise #2



2nd chord in exercise #3



7th chord in exercise #3



UPPER CLOSE TRIADS w/ added BASS ROOT: This page will likely not be a garden of thorns but these chord forms are a good part of the backbone of much of the music played & written during the last few

PRELIMINARY:

① Key of E

② Key of E<sup>b</sup>

③ Key of G

④ Key of G<sup>b</sup>

⑤ Key of C

⑥ Key of C<sup>b</sup>

⑦ Key of F

⑧ Key of F<sup>b</sup>

headed up in the Western world; from RENAISSANCE to BAROQUE, CLASSICAL, ROMANTIC... and the way for me like F&C, R+B, and much more music. Can you get by w/out these chords? Yes but you won't be able to savor the later thrill of being a well rounded player able to participate in the settings.

Each of the studies on this page has its own intrinsic logic and, for those who love the guitar and wish to understand its language, its own value. You don't have to do each study in every key here, but a little bit of transposing is in order. You'll see if you try. Application of all these forms will follow on upcoming pages.

OPTIONAL:

1st chord in EXERCISE ②

3rd chord in EXERCISE ②

5th chord in EXERCISE ③

2nd chord in EXERCISE ③

6th chord in EXERCISE ④