

Playing order: ● X □ △
○ = opt.

Practice Patterns to Learn Chord Forms

Ted Greene
1977-03-20

"Almost" Diatonic with Modulations

X or □ = both functions
— = sustain without plucking again

Key of Bb

ii⁷ Cm7 3

V⁷ F7/6 1

iii⁷ Dm7 5

VI⁷ G7+ 3

Key of Db

Ebm7 6

Ab7/6 4

1)

Key of E

Fm7 8

Bb7+ 6

F#m7 9

B7/6 7

G#m7 11

C#7+ 9

vi⁷ C#m7/11 7

II⁷ F#9 7

ii⁷ F#m7/11 7

V⁷ B7/6 7

3244

Now do the whole pattern down a 1/2 step (that is keys of A, C, Eb).

Key of F

ii⁷ Gm7 3

V⁷ C7 1

iii⁷ Am7 5

VI⁷ D7 3

2)

Key of Ab

6 $B^b m7$ 4 $E^b 7$ 8 $C m7$ 6 $F 7$

Key of B

9 $C^\# m7$ 7 $F^\# 7$ 11 $D^\# m7$ 9 $G^\# 7$

9 $G^\# m7/11$ 9 $C^\# 7/b6$ 7 $C^\# m7/11$ 7 $F^\# 7$ 7 $B 7$

Now do the whole above pattern starting a 1/2 step lower (keys of E, G, Bb).

Key of Db
Triplet feel

11 $E^b m7$ 9 $A^b 7$ 9 $D^b 7$ 7 $G^b 7$


2 34 2 34

3)

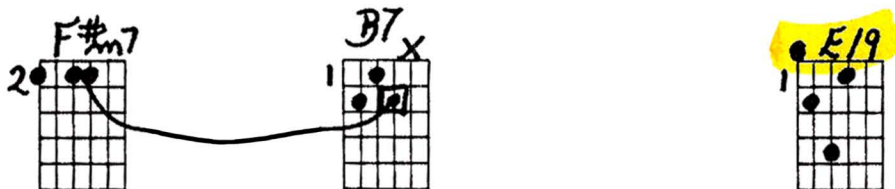
Key of Bb

8 $C m7$ 6 $F 7$ 6 $B^b 7$ 4 $E^b 7$


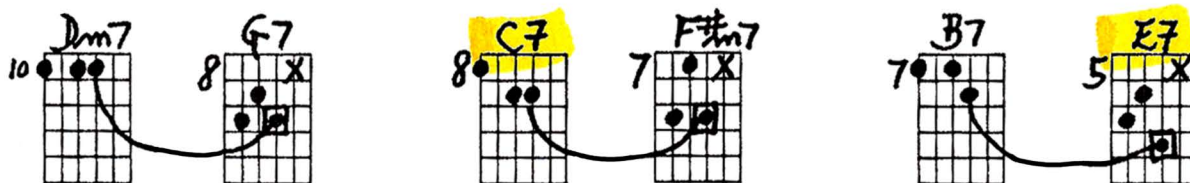
Key of G




Key of E



Now try the whole pattern up a 1/2 step.



Try the whole pattern up a 1/2 and a whole step.



10 Am7 10 D7 9 G7 9 C#m7

8 F#7 7 B7 6 Fm7 6 Bb7

5 Eb7 5 Am7 4 D7 3 G7 2 C#m7 2 F#7

1 B7 1 E7 4 Bb7 3 Eb9

1 Ab7 3 Db9 4 Ab7 3 Db9 7 C9

3142 2143

O = OPTIONAL

X = after
 □ = after X

○ = SUSTAIN WITHOUT PLUCKING AGAIN

PRACTICE PATTERNS TO LEARN CHORD FORMS

"ALMOST" DIATONIC w/ MODULATIONS

① Key of Bb: Cm7, F7/6, Dm7, G7+, Ebm7, Ab7/6, Fm7, Bb7+, F#m7, B7/6, G#m7, C#7+
 Key of Db: Gm7, C7, Am7, D7, Bbm7
 Key of E: G#m7, C#7+

② Key of F: Gm7, C7, Am7, D7, Bbm7

③ Key of Ab: Eb7, Cm7, F7, C#m7, F#7, D#m7, G#7, G#m7/11, C#7/6, C#m7/11, F#7, B7
 Key of B: Cm7, F7, C#m7, F#7, D#m7, G#7, G#m7/11, C#7/6, C#m7/11, F#7, B7
 Key of D: Ebm7, Ab7, D7, Gb7, Cm7, F7, Bb7, Eb7, Am7, D7
 Key of E: G7, C7, F#m7, B7, E/9, Dm7, G7, C7, F#m7, B7, E/9, B7, Eb7, Am7, D7, G7, E7

④ Key of Bb: Ebm7, Ab7, D7, Gb7, Cm7, F7, Bb7, Eb7, Am7, D7
 Key of B: Cm7, F7, Bb7, Eb7, Am7, D7
 Key of E: G7, C7, F#m7, B7, E/9, Dm7, G7, C7, F#m7, B7, E/9, B7, Eb7, Am7, D7, G7, E7

⑤ Am7, D7, G7, C#m7, F#7, B7, Fm7, Bb7, Eb7, Am7, D7, G7
 C#m7, F#7, B7, E7, Bbm7, Eb9, Ab7, Db9, Ab7, Db9, C9

Handwritten notes:
 "NOW DO THE WHOLE PATTERN DOWN A 1/2 STEP (that is, Key of A, C, Eb)"
 "NOW DO THIS WHOLE ABOVE PATTERN STARTING A 1/2 STEP LOWER (Key of E, G, Bb)"
 "NOW TRY THE WHOLE PATTERN UP A 1/2 STEP"
 "TRY THE WHOLE PATTERN UP 1/2 AND A WHOLE STEP"