

# Outlining Modern Dominant Progressions Using 3-Note Voicings

Try adding a 4th voice (inner) to any of these examples where possible.  
Any of these phrases may be started on "and" instead of on "one."

Key of Db:

1)

Fingerboard diagrams for progression 1:  $\text{Db}7$  (13),  $\text{Gb}7$  (13),  $\text{F}7\#9$  (12),  $\text{Bb}7$  (11),  $\text{A}7$  (9),  $\text{Ab}7/6$  (9),  $\text{Db}7$  (6).

2)


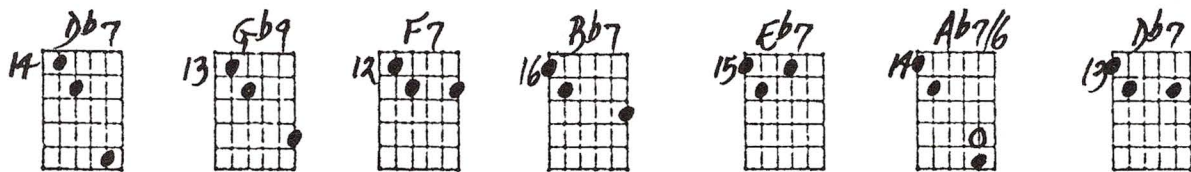
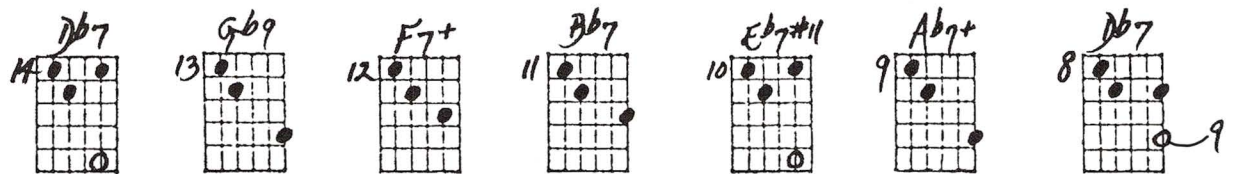
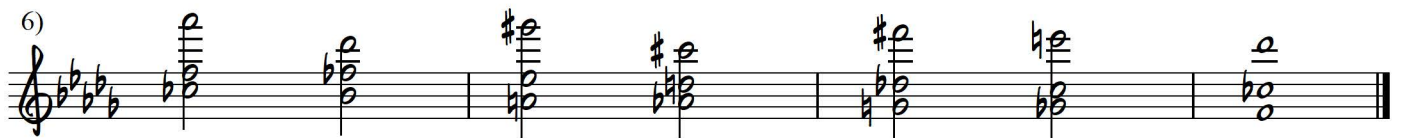
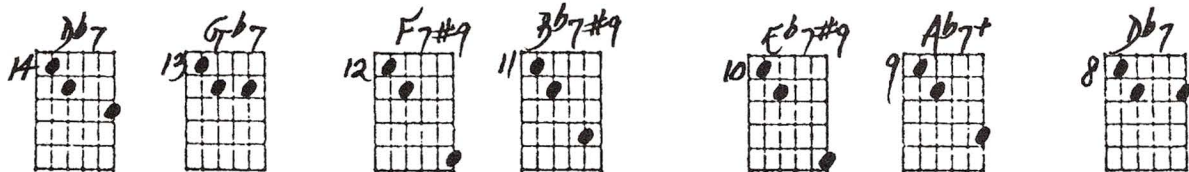
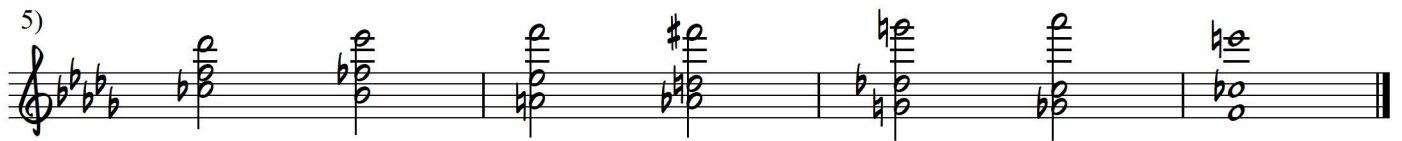
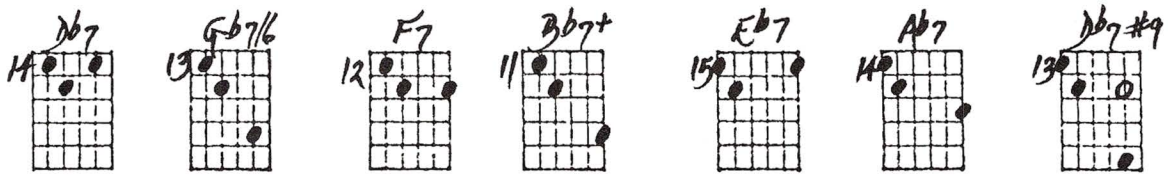
Fingerboard diagrams for progression 2:  $\text{Db}7$  (14),  $\text{Gb}7$  (11),  $\text{F}7\#9$  (12),  $\text{Bb}7$  (11),  $\text{Eb}7+$  (10),  $\text{Ab}7$  (9),  $\text{Db}7$  (8).

3)

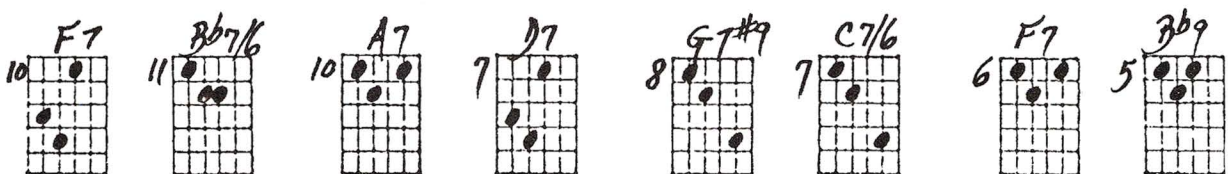
Fingerboard diagrams for progression 3:  $\text{Db}7/6$  (14),  $\text{Gb}7$  (13),  $\text{F}7$  (12),  $\text{Bb}7$  (11),  $\text{Eb}9$  (10),  $\text{Ab}7$  (9),  $\text{Db}7$  (8).

4)

Fingerboard diagrams for progression 4:  $\text{Db}7/6$  (14),  $\text{Gb}7\#11$  (13),  $\text{F}7+$  (12),  $\text{Bb}7$  (11),  $\text{Eb}7$  (10),  $\text{Ab}7+$  (9),  $\text{Db}7$  (8). *7/6*



Key of F:



10)

Diagram 10 shows seven guitar chord diagrams with fingerings: F7 (10), Bb7/6 (11), A7 (10), D7+ (9), G7 (8), C7 (7), and F7#9 (6). Below the diagrams is a musical staff in G major with a key signature of one flat (Bb). The staff contains a sequence of chords: Bb, Bb, #B, #B, G, Bb, and #D.

11)

Diagram 11 shows seven guitar chord diagrams with fingerings: F7#9 (12), Bb7 (11), A7#9 (10), D7 (9), Db7 (8), C7/6 (7), and F7 (6). Below the diagrams is a musical staff in G major with a key signature of one flat (Bb). The staff contains a sequence of chords: #B, Bb, #B, #B, Bb, G, and Bb.

12)

Diagram 12 shows eight guitar chord diagrams with fingerings: F7 (12), Bb7 (11), A7#9 (10), D7#9 (9), Db9 (8), C9 (7), F7 (6), and Bb7 (5). Below the diagrams is a musical staff in G major with a key signature of one flat (Bb). The staff contains a sequence of chords: Bb, Bb, #B, #B, Bb, G, Bb, and Bb.

Part 2: And remember about the 4th voice option in any of these examples.

Key of Db:

13)

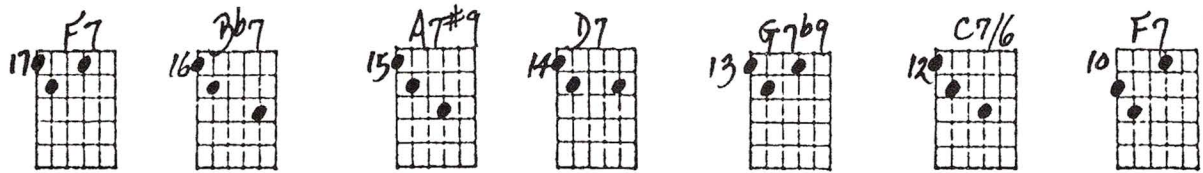
Diagram 13 shows eight guitar chord diagrams with fingerings: Db7 (14), Gb7 (13), F7+ (12), Bb7 (11), Eb7 (10), Ab7+ (9), Db7 (8), and Gb7 (7). Below the diagrams is a musical staff in the key of Db (three flats). The staff contains a sequence of chords: Bb, Bb, #B, Bb, Bb, G, Bb, and Bb. A "7/6" annotation is present above the staff.

14)

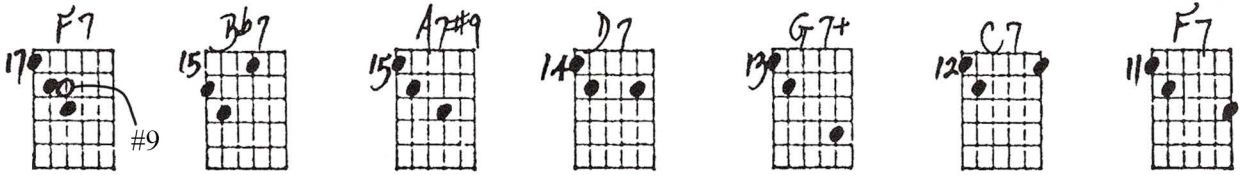
Diagram 14 shows eight guitar chord diagrams with fingerings: Db7 (14), Gb7 (13), F7#9 (12), Bb7#9 (11), Eb7+ (15), Ab9 (14), Db7 (13), and Gb7 (12). Below the diagrams is a musical staff in the key of Db (three flats). The staff contains a sequence of chords: #a, #a, #a, #a, b a, b a, a, and a. A dashed line labeled "8th" is above the staff.



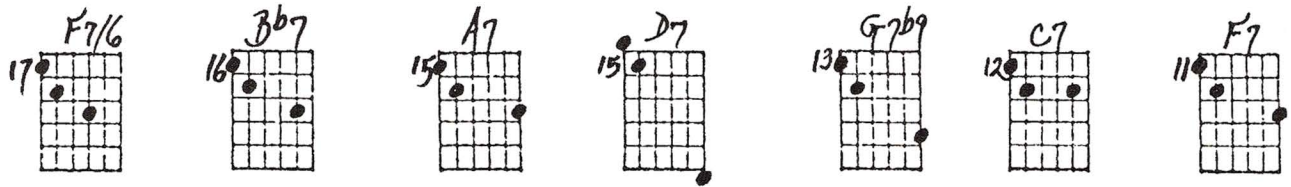
Key of F:




15)



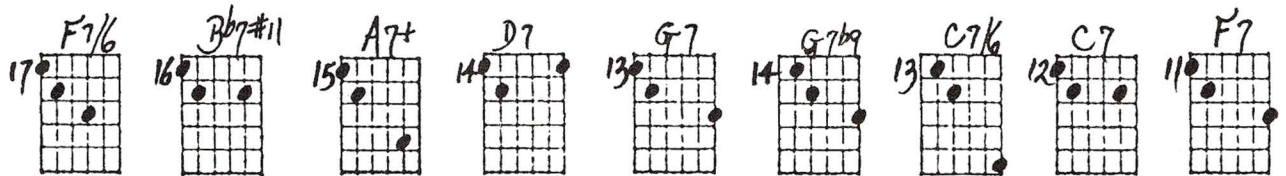
16)



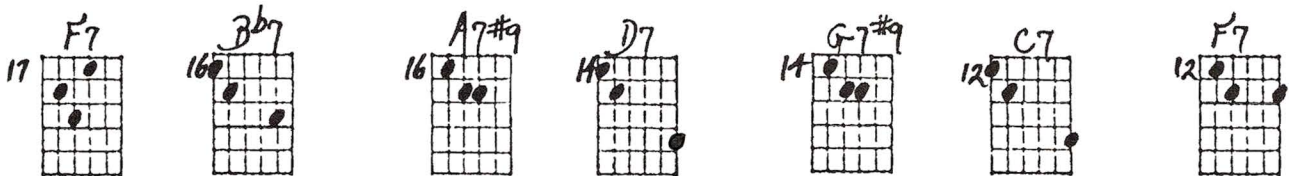
17)




Mixing the register of the essence.....



18)

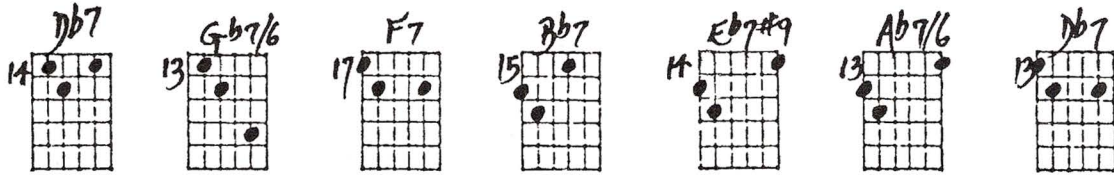


19)



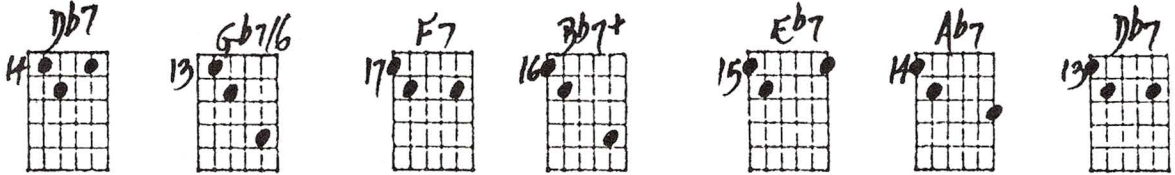
Try this technique on any of the previous examples if you like it.

Key of Db:

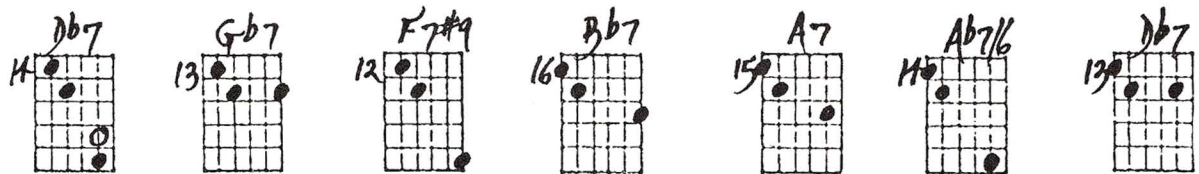



Optional:  
to Gb9


20)



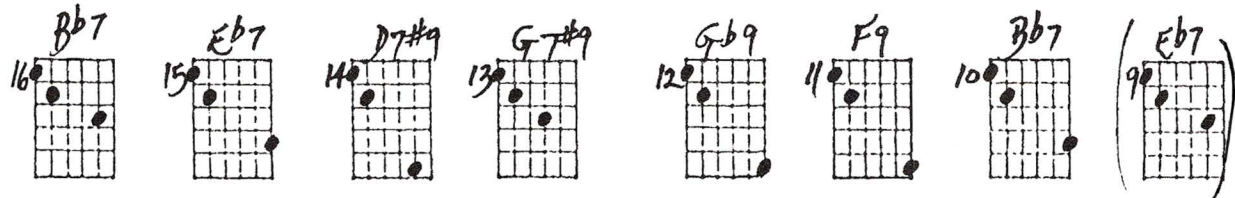
21)



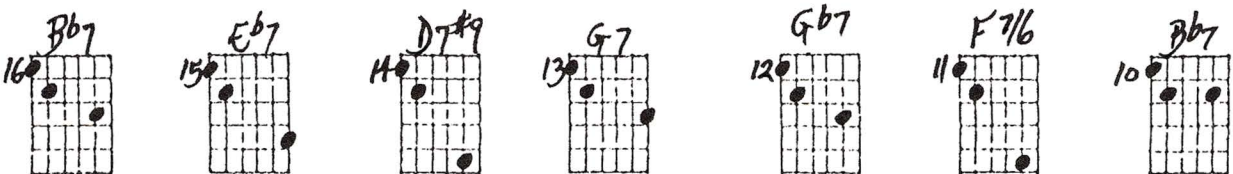

22)




Key of Bb:



23)



24)



Descending tritones too.



Key of D<sup>b</sup>:

13 D<sup>b</sup>7 G<sup>b</sup>7 F7#9 B<sup>b</sup>7 A7 Ab7/6 D<sup>b</sup>7 | D<sup>b</sup>7 G<sup>b</sup>7 F7#9

11 B<sup>b</sup>7 E<sup>b</sup>7+ A<sup>b</sup>7 D<sup>b</sup>7 | D<sup>b</sup>7/6 G<sup>b</sup>7 F7 B<sup>b</sup>7 E<sup>b</sup>9 A<sup>b</sup>7

8 D<sup>b</sup>7 D<sup>b</sup>7/6 G<sup>b</sup>7#11 F7+ B<sup>b</sup>7 E<sup>b</sup>7 A<sup>b</sup>7+ D<sup>b</sup>7 | D<sup>b</sup>7 D<sup>b</sup>7 G<sup>b</sup>7/6

12 F7 B<sup>b</sup>7+ E<sup>b</sup>7 A<sup>b</sup>7 D<sup>b</sup>7#9 | D<sup>b</sup>7 G<sup>b</sup>7 F7#9 B<sup>b</sup>7#9 E<sup>b</sup>7#9

9 A<sup>b</sup>7+ D<sup>b</sup>7 | D<sup>b</sup>7 G<sup>b</sup>9 F7+ B<sup>b</sup>7 E<sup>b</sup>7#11 A<sup>b</sup>7+ D<sup>b</sup>7

14 D<sup>b</sup>7 G<sup>b</sup>9 F7 B<sup>b</sup>7 E<sup>b</sup>7 Ab7/6 D<sup>b</sup>7 | Key of F: F7 B<sup>b</sup>7/6 A7

7 D7 G7#9 C7/6 F7 B<sup>b</sup>9 | F7 B<sup>b</sup>9/6 A7 D7+ G7

7 C7 F7#9 | F7#9 B<sup>b</sup>7 A7#9 D7 D<sup>b</sup>7 C7/6 F7

12 F7 B<sup>b</sup>7 | A7#9 D7#9 D<sup>b</sup>9 C9 F7 B<sup>b</sup>7

Any of these phrases may be started on "4" instead of on "1"

Try adding a 4th voice (INNER) TO ANY OF THESE EXAMPLES where possible.



Key of D<sup>b</sup>:

AND REMEMBER ABOUT THE 3<sup>rd</sup> VOICE OPTION IN ANY OF THESE EXAMPLES

14 D<sup>b</sup>7 13 G<sup>b</sup>7 12 F7<sup>+</sup> 11 B<sup>b</sup>7 10 E<sup>b</sup>7 9 A<sup>b</sup>7<sup>+</sup> 8 D<sup>b</sup>7 7 G<sup>b</sup>7 | 14 D<sup>b</sup>7 13 G<sup>b</sup>7

12 F7<sup>#9</sup> 11 B<sup>b</sup>7<sup>#9</sup> 15 E<sup>b</sup>7<sup>+</sup> 14 A<sup>b</sup>9 13 D<sup>b</sup>7 12 G<sup>b</sup>7 | 17 F7 16 B<sup>b</sup>7 15 A7<sup>#9</sup> 14 D7

13 G7<sup>b9</sup> 12 C7/6 10 F7 | 17 F7 15 B<sup>b</sup>7 15 A7<sup>#9</sup> 14 D7 13 G7<sup>+</sup> 12 C7 11 F7

17 F7/6 16 B<sup>b</sup>7 15 A7 15 D7 13 G7<sup>b9</sup> 12 C7 11 F7 | 17 F7/6 16 B<sup>b</sup>7<sup>#11</sup> 15 A7<sup>+</sup>

14 D7 13 G7 14 G7<sup>b9</sup> 13 C7/6 12 C7 11 F7 | 17 F7 16 B<sup>b</sup>7 16 A7<sup>#9</sup> 14 D7

MIXING THE REGISTER OF THE ESSENCE

TRY THIS TECHNIQUE ON ANY OF THE PREVIOUS EXAMPLES IF YOU LIKE IT.

14 G7<sup>#9</sup> 12 C7 12 F7 | 14 D<sup>b</sup>7 13 G<sup>b</sup>7/6 17 F7 15 B<sup>b</sup>7 14 E<sup>b</sup>7<sup>#9</sup> 13 A<sup>b</sup>7/6 13 D<sup>b</sup>7

14 D<sup>b</sup>7 13 G<sup>b</sup>7/6 17 F7 16 B<sup>b</sup>7<sup>+</sup> 15 E<sup>b</sup>7 14 A<sup>b</sup>7 13 D<sup>b</sup>7 14 D<sup>b</sup>7 13 G<sup>b</sup>7 12 F7<sup>#9</sup>

16 B<sup>b</sup>7 15 A7 14 A<sup>b</sup>7/6 13 D<sup>b</sup>7 | 16 B<sup>b</sup>7 15 E<sup>b</sup>7 14 D7<sup>#9</sup> 13 G7<sup>#9</sup> 12 G<sup>b</sup>9 11 F9

10 B<sup>b</sup>7 (9 E<sup>b</sup>7) 16 B<sup>b</sup>7 15 E<sup>b</sup>7 14 D7<sup>#9</sup> 13 G7 12 G<sup>b</sup>7 11 F7/6 10 B<sup>b</sup>7

asc. tri tones too