

① REPEAT EACH EXAMPLE MANY TIMES BEFORE MOVING TO THE NEXT ONE

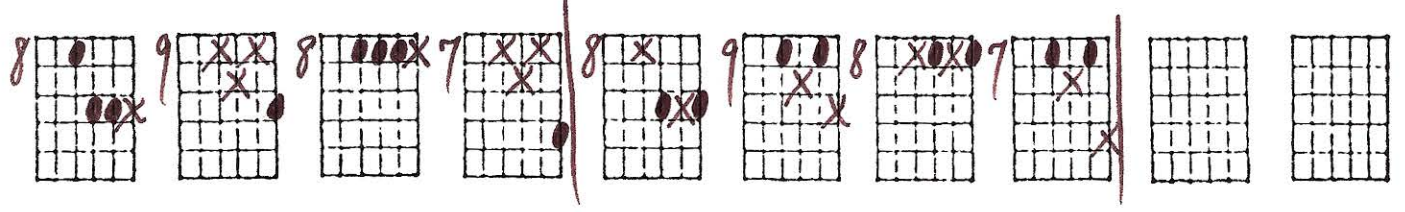
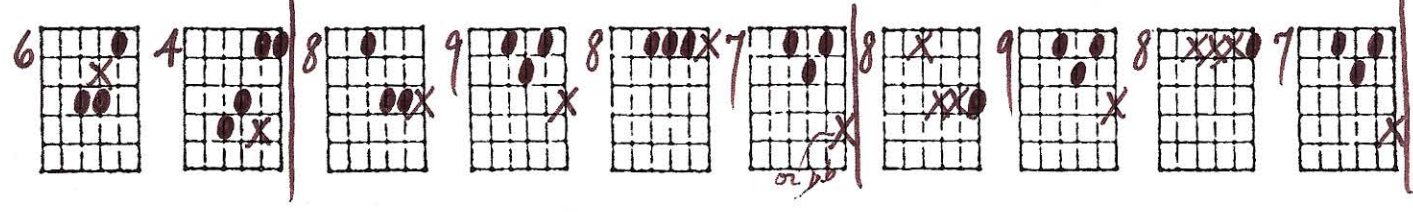
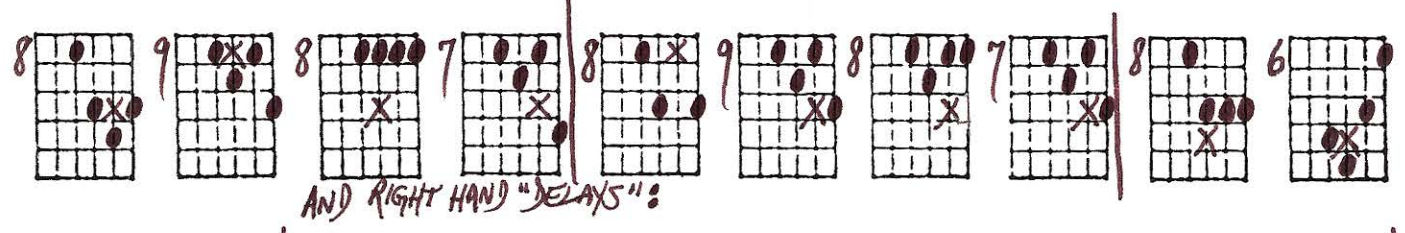

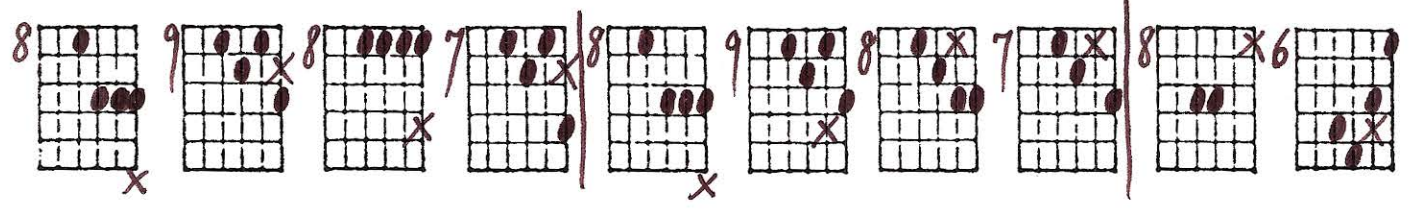
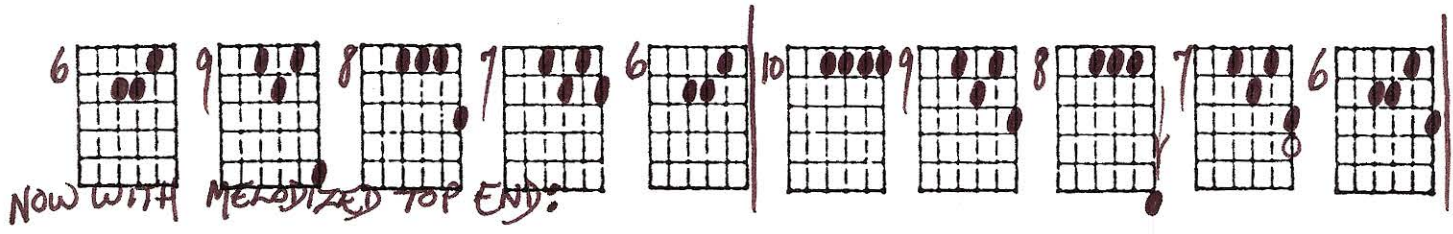
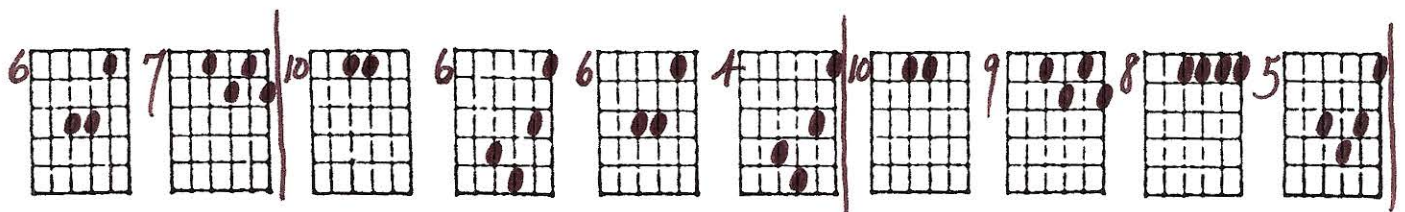
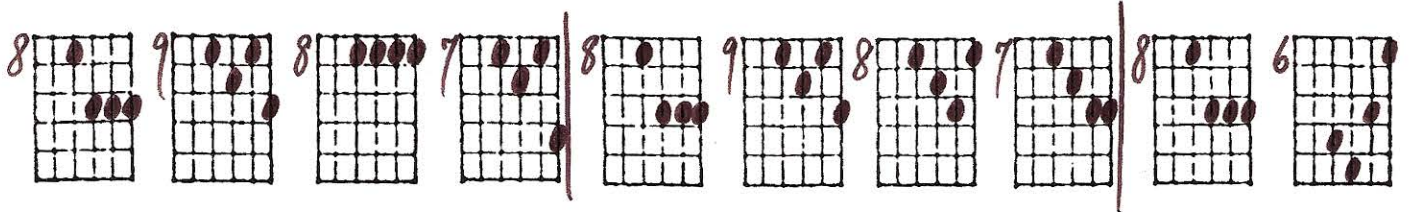
I VI7 ii7 V7 and Friends on the TOP 4 STRINGS

2-22-04
© Ted Greene

② PHRASE in 2 WAYS (AT LEAST)

a) RUBATO WITH FEELING b) WITH STRONG SWING FEEL

③ WRITE IN THE NAMES OF THE CHORDS OVER EACH DIAGRAM



1) Repeat each example many times before moving to the next one.

I VI7 ii7 V7 and Friends on the TOP 4 STRINGS

2-22-04
© Joe Pass

2) Phrase in 2 ways (at least)

a. Rubato with feeling, b. with strong swing feel. 3) Write in the names of the chords over each diagram.

BbΔ7 G7b9+ Cm7 F13b9 BbΔ7 G7b9+ C7/6 F7#9+ BbΔ7 G7#9

Cm7/11 F7b9 Bb/9no3 G7#9 Cm7/11 F7#9 Bb/9no3 G7b9 Cm7 F7b9

BbΔ7 G7b9 Cm9 F7b9 BbΔ7 BbΔ9 G7b9+ Cm7/11 F7b9+ BbΔ9

Now with melodized top end:

BbΔ7 G7b9+ Cm7 F13b9 BbΔ7 G7b9+ C13 F7b9+ Bb/9no3 G7#9

Cm7 F7#9 BbΔ7 G7b9+ Cm7 F7b9 BbΔ13no3 G7b9#11 Cm7/11 F7b9#11

And now, moving inner voices:

Bb G7b9+ Cm7 F13b9 Bb6 G7b9+ C7 F7b9+ BbΔ7 G7#9

And right hand "delays":

Cm7/11 F7#9+ BbΔ7 G7b9+ Cm7 F13b9 BbΔ7 G7b9+ Cm7 F13b9

BbΔ7 G7b9+ Cm7 F13b9 BbΔ7 G7b9+ Cm7 F13b9