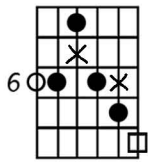
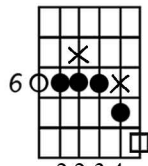




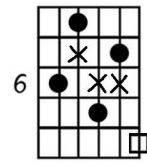
"Chromatic Embellishment of Favorite Chords" -- Ted Greene, p. 2



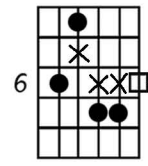
6  
Eb<sup>b</sup>m7



6  
Eb<sup>b</sup>13



6  
Eb<sup>b</sup>m7/11



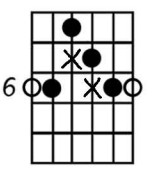
6  
Eb<sup>b</sup>13

or C

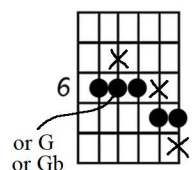
6  
Eb<sup>b</sup>mΔ7

6  
Eb<sup>b</sup>9(13)

or C

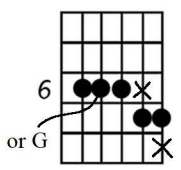


6  
Eb<sup>b</sup>m9/5



6  
Eb<sup>b</sup>9

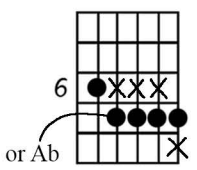
or G  
or Gb



6  
Eb<sup>b</sup>m7/11+

or G

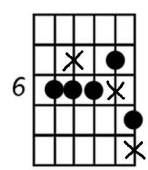
6  
Eb<sup>b</sup>13



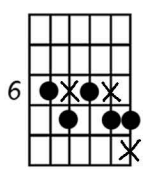
6  
F13<sup>b</sup>9<sup>b</sup>5

or Ab

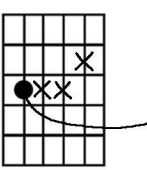
6  
Eb<sup>b</sup>13sus



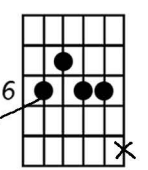
Remember: Delay  
6  
Eb<sup>b</sup>13



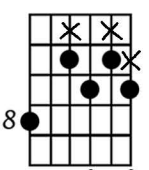
6  
B9



6  
Eb<sup>b</sup>13sus

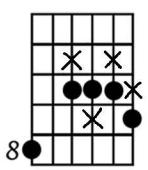


6  
Eb<sup>b</sup>13

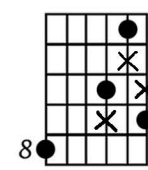


8  
Ab07/C

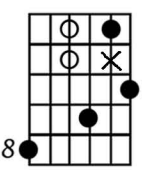
8  
C9



8  
Db7/C



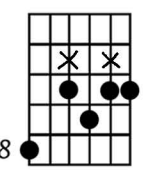
8  
C9



8  
C9



8  
C9



8  
Bb7/C

8  
C9

Diagram 1: Cm7 (8 fret, 8th finger on 6th string, 1st on 5th, 2nd on 4th, 3rd on 3rd, 4th on 2nd, 5th on 1st). Note: Delay and play softly.

Diagram 2: C9 (7 fret, 7th on 6th, 1st on 5th, 2nd on 4th, 3rd on 3rd, 4th on 2nd, 5th on 1st).

Diagram 3: E/9 (7 fret, 7th on 6th, 1st on 5th, 2nd on 4th, 3rd on 3rd, 4th on 2nd, 5th on 1st). Note: Delay and play softly.

Diagram 4: B11 (7 fret, 7th on 6th, 1st on 5th, 2nd on 4th, 3rd on 3rd, 4th on 2nd, 5th on 1st).

Diagram 5: C6/B (7 fret, 7th on 6th, 1st on 5th, 2nd on 4th, 3rd on 3rd, 4th on 2nd, 5th on 1st). Note: or A# [then moving to A].

Diagram 6: B11 (7 fret, 7th on 6th, 1st on 5th, 2nd on 4th, 3rd on 3rd, 4th on 2nd, 5th on 1st). Note: or A.

Diagram 7: B11 (7 fret, 7th on 6th, 1st on 5th, 2nd on 4th, 3rd on 3rd, 4th on 2nd, 5th on 1st). Note: or A.

Musical notation: Treble clef, key signature of one flat. Chords: Cm7, C9, E/9, B11, C6/B, B11, B11. Fingerings: 1 1 2 2.

Diagram 1: B11 (7 fret, 7th on 6th, 1st on 5th, 2nd on 4th, 3rd on 3rd, 4th on 2nd, 5th on 1st). Note: or G# [then moving to A].

Diagram 2: B9 (7 fret, 7th on 6th, 1st on 5th, 2nd on 4th, 3rd on 3rd, 4th on 2nd, 5th on 1st). Note: optional.

Diagram 3: B9 (7 fret, 7th on 6th, 1st on 5th, 2nd on 4th, 3rd on 3rd, 4th on 2nd, 5th on 1st). Note: or D#.

Diagram 4: B9 (7 fret, 7th on 6th, 1st on 5th, 2nd on 4th, 3rd on 3rd, 4th on 2nd, 5th on 1st). Note: Hit again.

Musical notation: Treble clef, key signature of one sharp. Chords: B11, B9, B9, B9. Fingerings: opt., or G#, or D#.

Diagram 1: B13sus (7 fret, 7th on 6th, 1st on 5th, 2nd on 4th, 3rd on 3rd, 4th on 2nd, 5th on 1st).

Diagram 2: B7b9+ (7 fret, 7th on 6th, 1st on 5th, 2nd on 4th, 3rd on 3rd, 4th on 2nd, 5th on 1st).

Diagram 3: Bm7/11/13 (7 fret, 7th on 6th, 1st on 5th, 2nd on 4th, 3rd on 3rd, 4th on 2nd, 5th on 1st). Note: 4 4.

Diagram 4: B7b9+ (7 fret, 7th on 6th, 1st on 5th, 2nd on 4th, 3rd on 3rd, 4th on 2nd, 5th on 1st).

Diagram 5: B7b9+ (7 fret, 7th on 6th, 1st on 5th, 2nd on 4th, 3rd on 3rd, 4th on 2nd, 5th on 1st). Note: or A.

Diagram 6: B11+ (7 fret, 7th on 6th, 1st on 5th, 2nd on 4th, 3rd on 3rd, 4th on 2nd, 5th on 1st).

Diagram 7: B7b9 (7 fret, 7th on 6th, 1st on 5th, 2nd on 4th, 3rd on 3rd, 4th on 2nd, 5th on 1st).

Musical notation: Treble clef, key signature of one sharp. Chords: B13sus, B7b9+, Bm7/11/13, B7b9+, B7b9+, B11+, B7b9.

Diagram 1: B9+ (7 fret, 7th on 6th, 1st on 5th, 2nd on 4th, 3rd on 3rd, 4th on 2nd, 5th on 1st).

Diagram 2: B13b9 (7 fret, 7th on 6th, 1st on 5th, 2nd on 4th, 3rd on 3rd, 4th on 2nd, 5th on 1st).

Diagram 3: B11b9+ (7 fret, 7th on 6th, 1st on 5th, 2nd on 4th, 3rd on 3rd, 4th on 2nd, 5th on 1st).

Diagram 4: B13 (7 fret, 7th on 6th, 1st on 5th, 2nd on 4th, 3rd on 3rd, 4th on 2nd, 5th on 1st).

Diagram 5: Bm7/11+ (7 fret, 7th on 6th, 1st on 5th, 2nd on 4th, 3rd on 3rd, 4th on 2nd, 5th on 1st).

Diagram 6: B13 (7 fret, 7th on 6th, 1st on 5th, 2nd on 4th, 3rd on 3rd, 4th on 2nd, 5th on 1st).

Musical notation: Treble clef, key signature of one sharp. Chords: B9+, B13b9, B11b9+, B13, Bm7/11+, B13.

