


Approach Chord Concept


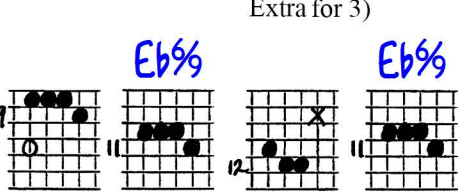
Diatonic 4th Chords (Major Scale)


Ted Greene
1986-01-19

As 1) A harmonic device with diatonic 4th chords
2) a means of learning diatonic 4th chords

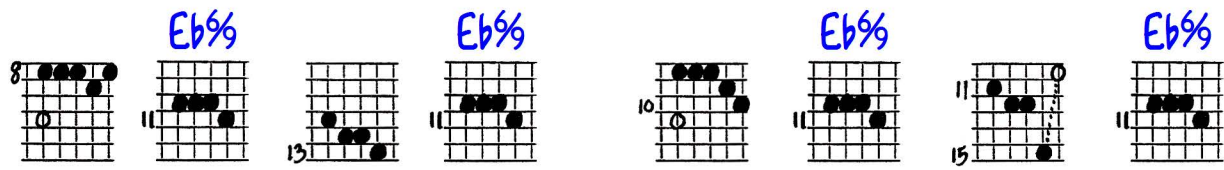
Key of Eb


1)  or
Gm7/11,
Abmaj13
C7sus
F11
Bb6/9no3

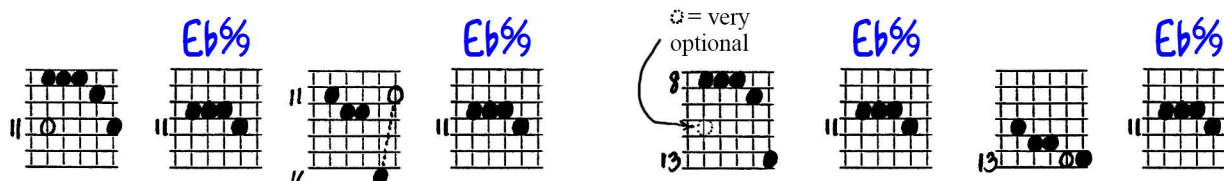
Extra for 2)  Extra for 3) 


1) 

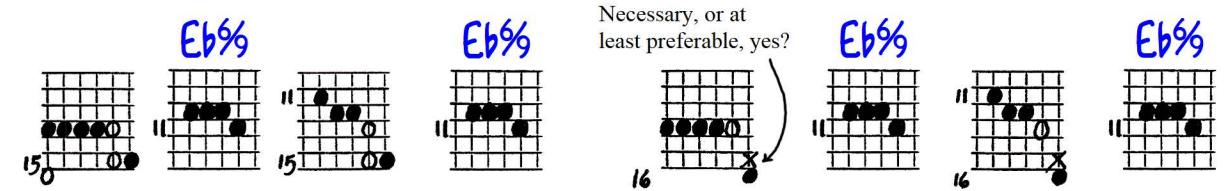
This breakup seems better to my ear.

4) 

5) 

6)  x = very optional

7) 

8)  Necessary, or at least preferable, yes?


9) 

Diagram 5) shows three pairs of guitar fretboard diagrams for the Db7 chord. Each pair consists of a standard barre shape (19) and an approach chord shape (15, 13, 17). The approach chords are labeled with their respective fret numbers and include an open string (0) as the leading note.

5) Musical notation for the Db7 chord in the key of Db major. It shows a sequence of chords: Db7 (19), Db7 (19), Db7 (15), Db7 (13), Db7 (17), and Db7 (19).

Diagram 6) shows three pairs of guitar fretboard diagrams for the Db7 chord. Each pair consists of a standard barre shape (19) and an approach chord shape (14, 18, 11). The approach chords are labeled with their respective fret numbers and include an open string (0) as the leading note.

6) Musical notation for the Db7 chord in the key of Db major. It shows a sequence of chords: Db7 (19), Db7 (14), Db7 (18), Db7 (11), Db7 (19), and Db7 (19).

Diagram 7) shows three pairs of guitar fretboard diagrams for the Db7 chord. Each pair consists of a standard barre shape (19) and an approach chord shape (16, 13, 14, 18). The approach chords are labeled with their respective fret numbers and include an open string (0) as the leading note.

7) Musical notation for the Db7 chord in the key of Db major. It shows a sequence of chords: Db7 (19), Db7 (16), Db7 (13), Db7 (14), Db7 (18), and Db7 (19).

Diagram 8) shows three pairs of guitar fretboard diagrams for the Db7 chord. Each pair consists of a standard barre shape (19) and an approach chord shape (14, 19, 14, 19). The approach chords are labeled with their respective fret numbers and include an open string (0) as the leading note.

8) Musical notation for the Db7 chord in the key of Db major. It shows a sequence of chords: Db7 (19), Db7 (14), Db7 (19), Db7 (14), Db7 (19), and Db7 (19).

Diagram 9) shows three pairs of guitar fretboard diagrams for the Db7 chord. Each pair consists of a standard barre shape (19) and an approach chord shape (11, 16, 16). The approach chords are labeled with their respective fret numbers and include an open string (0) as the leading note. A note next to the 16th fret approach chord says "Try other optional note first."

9) Musical notation for the Db7 chord in the key of Db major. It shows a sequence of chords: Db7 (19), Db7 (11), Db7 (16), Db7 (16), Db7 (19), and Db7 (19).

APPROACH CHORD CONCEPT

as ① A Harmonic Device w/;
and ② A Means of Learning

DIATONIC 4TH CHORDS (MAJOR SCALE)

© 1978
J. Williams

Key of Eb

①

②

④

⑤

⑥

⑦

⑧

○ = VERY OPTIONAL

⑨

Extra for ②

Extra for ③

Necessary or at least preferable? yes?

This breaking seems better to my ear

APPROACH CHORD CONCEPT: DIATONIC 4th CHORDS (MAJOR SCALE)

© 1-19-86
J. Williams

Key of F

OPTIONAL:
let the 2nd finger
ride piggyback on top of
the 3rd finger for
finger scans like
this.

APPROACH CHORD CONCEPT: DIATONIC MAJ CHORDS (MAJOR SCALE)

© 1986
J.H. Williams

Key of D

①

②

④

⑤

⑥

⑦

⑦

⑧

⑨

⑩

Extra for ②

extra for ③

TRY OTHER OPT. NOTE FIRST