

# ZIP-A-DEE-DOO-DAH

Playing order: ● × □ △  
○ = opt.

This will sound awful until you get the thing at tempo.

Barre 5 strings

Chord diagrams for the first system:

- B**: 7 2 2 2 2 2
- F#7+**: 3 2 2 2 2 2
- B7**: 7 2 2 2 2 2
- B7/A#**: 6 2 2 2 2 2
- B7**: 7 2 2 2 2 2
- B7**: 7 2 2 2 2 2

Key of B

Musical notation for the first system:

4/4 Zip - - a - dee - doo - dah,

Chord diagrams for the second system:

- E/9**: 7 2 2 2 2 2
- E**: 7 2 2 2 2 2
- B**: 7 2 2 2 2 2

or use E

Musical notation for the second system:

2 zip - - a - dee - ay.

Chord diagrams for the third system:

- G#m**: 6 2 2 2 2 2
- BΔ9**: 6 2 2 2 2 2
- E/9**: 7 2 2 2 2 2
- G#m**: 6 2 2 2 2 2

Musical notation for the third system:

4 My, oh my, what a

Chord diagrams for the fourth system:

- C#9**: 1 2 2 2 2 2
- C#9**: 1 2 2 2 2 2
- F#7**: 2 2 2 2 2 2

Musical notation for the fourth system:

6 won - der - ful day!

"Zip-A-Dee-Doo-Dah" - Ted Greene Arrangement p.2

B F#7+ B7 B7/A# B7

8

Plen - - ty of sun - - shine

E or F# E B

10

head - - in' my way, \_\_\_\_\_

E D07 B or B G#7#9 G#7#9

12

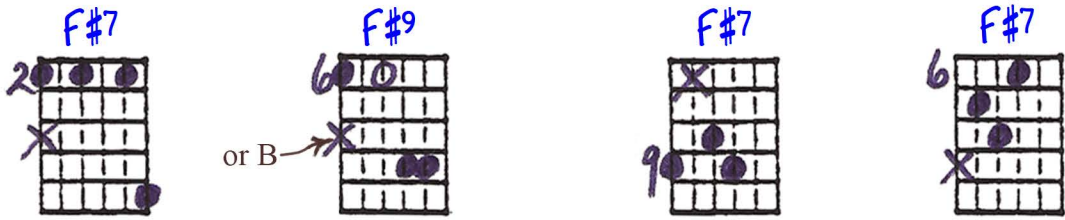
Zip - - a - dee - doo \_\_\_\_\_ dah,

C#7 F#7 B7

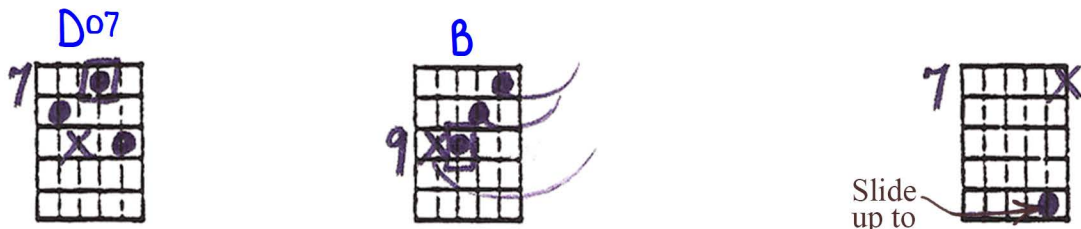
14

zip - - a - dee - ay! \_\_\_\_\_ Mis - ter

Bridge:



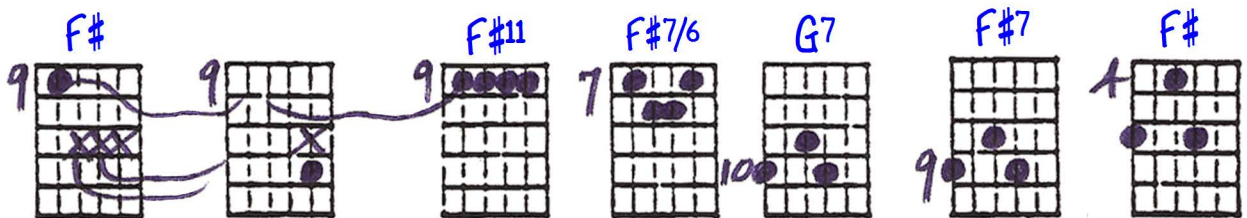
16 Blue - - bird on my



18 shoul - - - der, it's the



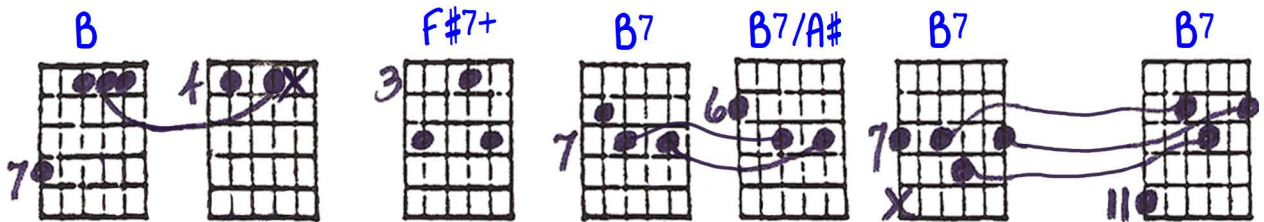
20 truth it's "act - ch"ll,"



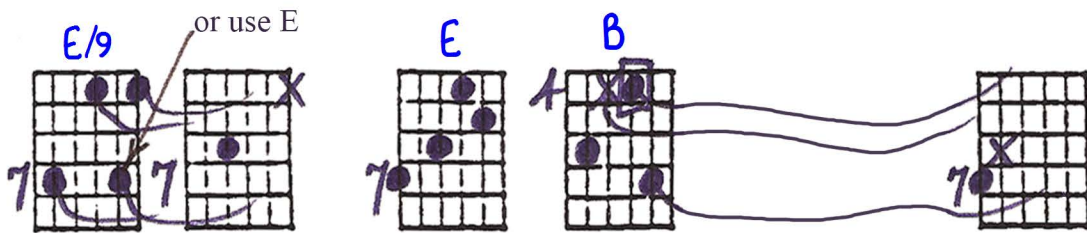
22 ev - 'ry - thing is "sat - is - fact - ch"ll."

"Zip-A-Dee-Doo-Dah" - Ted Greene Arrangement p.4

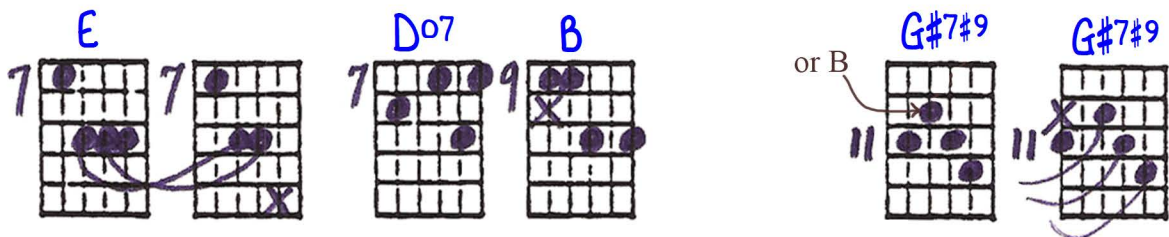
Barre 5 strings



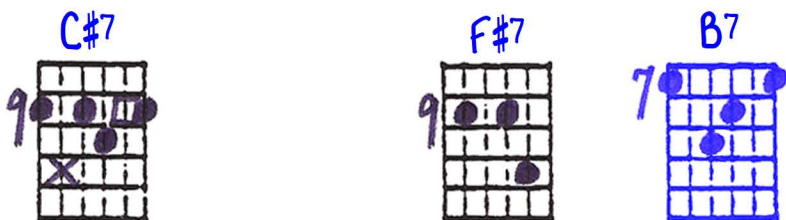
24 Zip - - a - dee - doo - - dah,



26 zip - - a - dee - ay.



28 Won - - der - ful feel - - - ing,



30 won - - der - ful day!

