

WHAT KIND OF FOOL AM I?

Playing order: ● × □ △
○ = opt.

Chord Melody

Chord diagrams for the first line of music:

- G11 (1)
- G7 (3)
- C9 (1) with X on the 4th string
- C9 no3 (3)
- A7b9 (3)

Musical notation for the first line of music. The melody is in 4/4 time. The lyrics are: "What kind of fool am I? Who nev - er".

(optional: A7+ - Dm7)

Chord diagrams for the second line of music:

- Dm9 (3)
- G7/b6 (3)
- Fm7 (7)
- Fm7/m (5)

Musical notation for the second line of music. The melody is in 4/8 time. The lyrics are: "fell in love; it seems that I'm the on - ly".

Chord diagrams for the third line of music:


- A7 (5)
- A7sus (5)
- Am7/11 (3)
- D7 (3) or D
- Bb9 (3)
- Fm (3)

Musical notation for the third line of music. The melody is in 4/4 time. The lyrics are: "one that I have been think - ing of. What kind of".

Chord diagrams for the fourth line of music:

- C7 (2)
- G11 (1)
- Am7 (5)
- Bm7 (7)
- C6 (7)
- D9 (7)
- D6 (7)

Musical notation for the fourth line of music. The melody is in 4/4 time. The lyrics are: "man is this? An emp - ty shell".



12

a lone - ly cell in which an emp - ty heart must



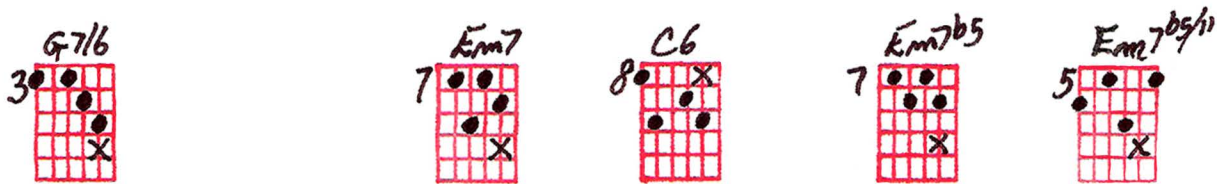
15

dwell. What kind of



lips are these that lied with ev - ry kiss?
 clown am I? What do I know of life?

or Bb6

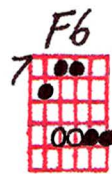


20

that whis - pered emp - ty words of the love mask that left me a -
 Why can't I cast a - way the mask of play me and



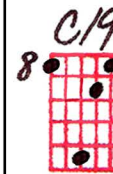
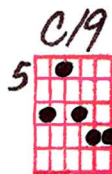
23 lone live like my this. _____ Why Why can't can't I I



25 fall fall in in love love like 'til an - y oth give - er man, damn,



28 and and may - be then I'll know what kind of fool I and may - be then I'll know what kind of fool I



Suggested final chord

31 am. What kind of am.

CHORD MELODY: WHAT KIND OF FOOL AM I - ANTHONY NEWLEY

6-5-77
arr ©
T. Greene

Handwritten guitar chord diagrams for the song "What Kind of Fool Am I" by Anthony Newley. The diagrams are arranged in four rows, each showing a sequence of chords with fingerings and fret numbers. Some diagrams include alternative voicings or specific fretting instructions.

Row 1: G11 (1), G7 (3), C9 (1), C9 (3), A7b9 (3), Dm (opt: A7+Dm7) (3), G7/b6 (3), Em7 (7), Em7/b6 (5), A7 (5), A7sus (5), Am7/11 (3), D7 (3).

Row 2: Bb9 (3), Fm (3), C7 (2), G11 (5), Am7 (7), Bm7 (7), C6 (7), D9 (7), D6 (7), D7 (5), D9(7) (7), Bm7 (7), Em7 (4).

Row 3: Am7/11 (3), D7 (2), G7sus (3), G11 (3), G7 (3), C9 (1), C9 (3), A7b9 (3), (or, A9 (3)), Dm9 (3), G7/b6 (3), Em7 (7), C6 (8).

Row 4: Em7b5 (7), Em7b5/11 (5), A7 (5), Em7b5 (6), A7 (5), A7#9 (5), F19 (5), F6 (7), Bb11 (6), Bb13 (6), C/9 (5), C/9 (7), D9 (7).

Row 5: Am7 (8), D9 (7), Dm7 (10), Fm7 (8), Bb7/b6 (6), C/9 (5), (5).