

# TIME AFTER TIME

Chord Melody Style

Playing order: ● X □ △  
○ = opt.

Key of A

2 A, 2 F#m, 1 Bm7, 1 E7, 2 A, 4 C#m7

Time af - ter time, I tell my - self that

See alt. variation on p.4

2 D, 1 E7, 5 A, 4 G#m7, 2 C#7

I'm so luck - y to be

Fill -----|

1 F#m7/b5, 1 B7, 1 Bm7, E7, G#m7/b5, C#7, 2 C#7

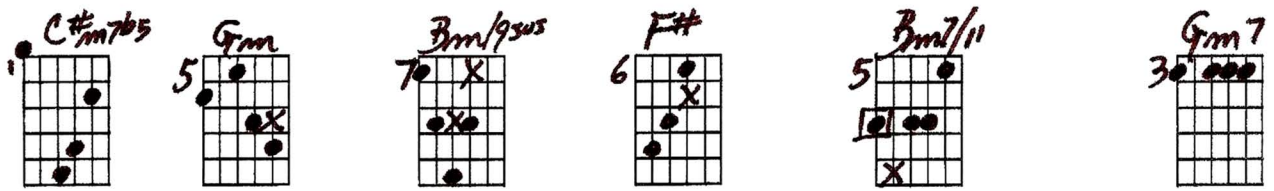
lov - - ing you. So

See alt. variation on p.4


2 F#m, 6 F#m7, 6 F#m7/b5, 4 G#7, 1 C#m7/9sus, 4 G#7

luck - y to be the one you run to

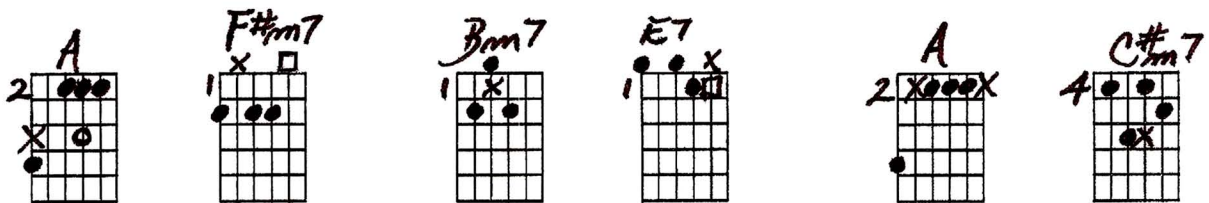
See alt. variation on p.4



12 see, in the ev - 'ning when the day is

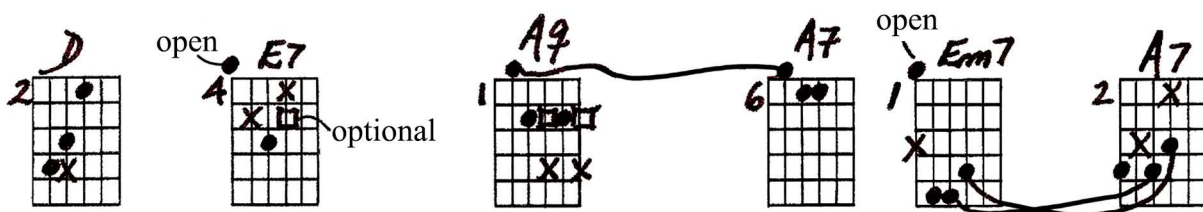


15 through. I on - ly



17 know that I know, the pass - ing years will

See alt. variation on p.4



20 show, you've kept my love so young, so

Handwritten guitar chord diagrams for measures 23-25:

- Measure 23: **D/9** (2nd fret)
- Measure 24: **Dm7** (3rd fret)
- Measure 25: **G13** (3rd fret) or **F** (5th fret)
- Measure 26: **A** (5th fret)
- Measure 27: **F#m** (6th fret)

Musical notation for measures 23-25. Treble clef, key signature of three sharps (F#, C#, G#). Measure 23 starts with a 9/8 time signature. Lyrics: new. \_\_\_\_\_ And time af - ter

Handwritten guitar chord diagrams for measures 26-29:

- Measure 26: **D#m7b5** (5th fret)
- Measure 27: **Dm7/13** (10th fret)
- Measure 28: **C#m7** (9th fret) with **A/9** annotation
- Measure 29: **C#7+** (9th fret)

Musical notation for measures 26-29. Lyrics: time, you'll hear me say that

Handwritten guitar chord diagrams for measures 30-33:

- Measure 30: **F#m7** (7th fret)
- Measure 31: **B7** (7th fret)
- Measure 32: **Bm7** (7th fret)
- Measure 33: **B7sus** (7th fret)

Musical notation for measures 30-33. Lyrics: I'm so luck - y to be

See alt. variation on p.4

Handwritten guitar chord diagrams for measures 34-36:

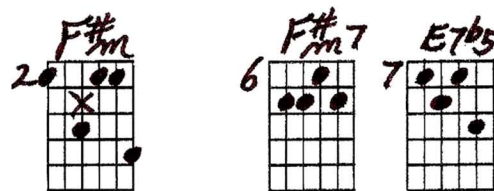
- Measure 34: **E11** (5th fret)
- Measure 35: **E13b9** (4th fret)
- Measure 36: **A6/9** (4th fret)

Musical notation for measures 34-36. Lyrics: lov - - ing you. \_\_\_\_\_

Alternate variation for measure 5:

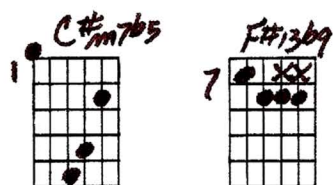


Alternate variation for measure 9:



Musical notation for measures 5 and 9. The first part shows a four-measure phrase with lyrics "luck - y to be". The second part shows a four-measure phrase with lyrics "luck - - y to".

Alternate variation for measure 12:



Alternate variation for measure 22:



Musical notation for measures 12 and 22. The first part shows a four-measure phrase with lyrics "see, in the". The second part shows a four-measure phrase with lyrics "young, so".

Alternate variation for measures 30-31:



Musical notation for measures 30-31. The first part shows a four-measure phrase with lyrics "lov - - ing". The second part shows a four-measure phrase with lyrics "you.".

# CHORD MELODY STYLE - TIME AFTER TIME by Jule Styne

7-6-77  
arr. © Jody Greene

Key of A

The image displays a collection of guitar chord diagrams for the song "Time After Time" in the key of A. The chords are arranged in a grid, with some chords connected by lines indicating a sequence. The chords include:

- A
- F#m
- Bm7
- E7
- A
- C#m7
- D
- E7
- A, Am7
- G#m7
- A
- D#m11
- G#m7
- C#7
- F#m7/11
- B7
- Bm7
- C#7
- F#m
- F#m7
- E7b5
- D#m7b5
- G#7
- C#m7/sus
- G#7
- C#m7b5
- Gm (OR F#13b9)
- Bm7/sus
- F#7
- Bm7/11
- Gm7
- F#m7/11
- B7
- Bm7
- E7
- Bm7
- E
- A
- F#m7
- Bm7
- E7
- A
- C#m7
- D
- OPEN E7
- A9
- A7
- OPEN Em7
- A7 (OR A7)
- D/9
- Dm7
- G13
- A
- F#m
- D#m7b5
- Dm7/13
- C#m7
- C#7
- F#m7
- B7
- Bm7
- B7sus
- E11
- E13b9
- A6/9
- OPEN E7b9
- A/9