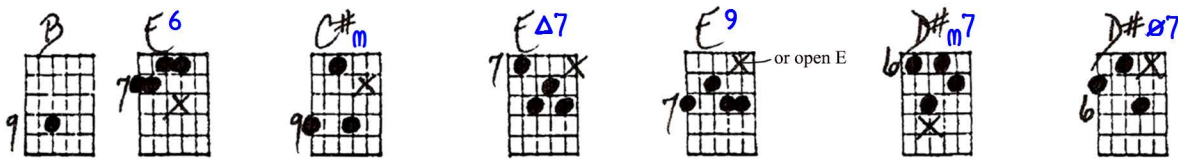


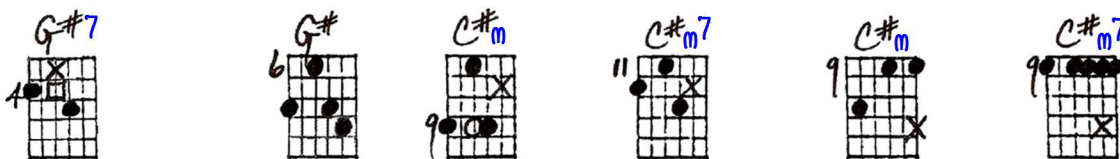
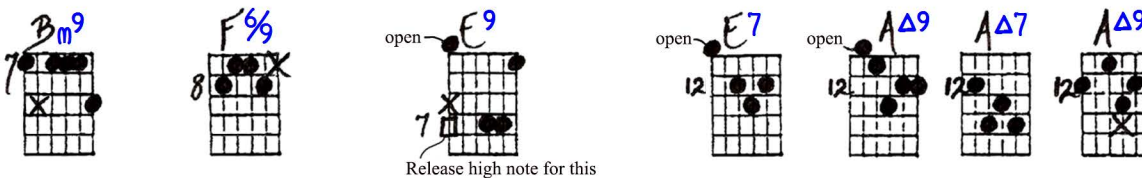
THERE WILL NEVER BE ANOTHER YOU

Playing order: ● × □ △
○ = opt.


Solo Guitar
Key of E

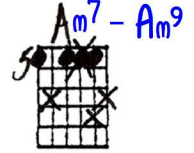
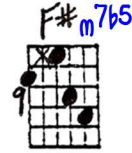
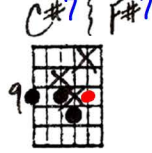
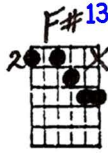
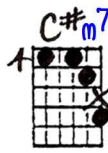


Fill -----

Fill -----

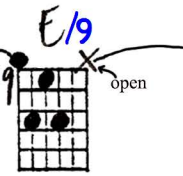
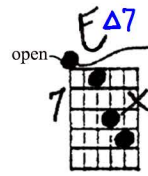
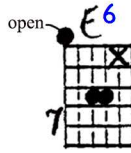
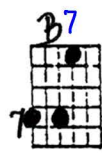
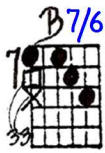




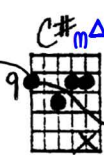
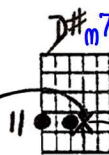
Fill -----

13

there will nev - er be an - oth - er you. _____



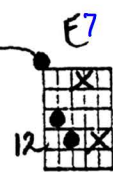
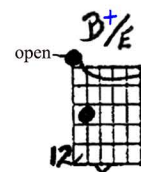
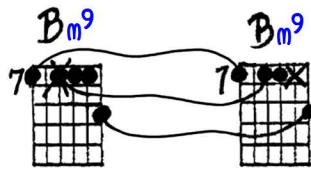
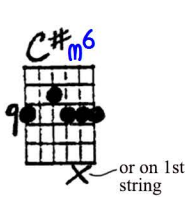
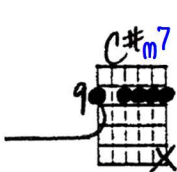
There will be oth - er lips that I may



Fill -----

19

kiss, _____ but they won't thrill me



Fill -----

22

like yours used to do. _____ Yes,

"There Will Never Be Another You" - Ted Greene Arrangement, p. 3

open **A/9 - A⁶** **A^Δ9** **A/9** **D^{9#11}** **D^{9#11}** **A_m⁶**

25 I may dream a mil - lion dreams, but

E **A^Δ9** **G#7** **C#7#9** **F#13** **C#m6**

27 how can they come true, if

open **E/9** open **A^{9#11}** **G#m7** **D^{9no3}** **C#7**

29 there will nev - er ev - er be a -

F#7sus **B7/6sus** **A⁶** **E/9**

31 noth - - er you?

SOLO GUITAR : THERE WILL NEVER BE ANOTHER YOU - HARRY WARREN

9-22-79
© 5-39-80
Red Blaine

Key of E

The image displays a series of guitar chord diagrams for the song "There Will Never Be Another You" in the key of E. The chords are arranged in a grid, with some diagrams including annotations like "open", "fill", and "release high note".

Row 1: B, E, C#, E, E (open), D#, D#, G#, G#, C#

Row 2: C#, C#, C#, B, F, E, E, A, A, A

Row 3: D, A, A, G#, G#, C#, C#, F#, C#, F#

Row 4: C#, F#, F#, A, B, B, E, B, E, E, D#

Row 5: D#, G#, G#, C#, C#, C#, C#, B, B, E

Row 6: E, A, A, D, D, A, E, A, G#

Row 7: C#, F#, C#, E, A, G#, D, C#, F#, B

Row 8: A, E, (empty), (empty), (empty), (empty), (empty), (empty), (empty)

Row 9: (empty), (empty), (empty), (empty), (empty), (empty), (empty), (empty), (empty)

2-26-77

PLAY MELODY
1 OCTAVE HIGHER
ON GUITAR

THERE WILL NEVER BE ANOTHER YOU - HARRY WARREN

Handwritten musical notation for the first line of the melody. The staff is in treble clef with a key signature of two flats (Bb, Eb) and a common time signature (C). The melody consists of quarter and eighth notes. Chord symbols are written above the staff: Eb, Dm7 G7 Cm7, Bbm7 Eb7 Ab Db9, Gm7 Cm7 F7.

Handwritten musical notation for the second line of the melody. The staff is in treble clef with a key signature of two flats (Bb, Eb) and a common time signature (C). The melody continues with quarter and eighth notes. Chord symbols are written above and below the staff: Fm7(b5) Bb7, Gm7 Cm7 Am7 D7 Gm7 Ab9 Gm7 C7 (or Cm7), F7 Bb7 Eb. Below the staff, there are additional notes: or E F, or Cm7 F13(+11).

12-26-73

EXTENSION: G Fm9 Bb7 Am7 Ebm9 A7 || INTRO G C B° E7 Bbm7 Eb7 Am7 B ii

THERE WILL NEVER BE

Ab7

Db9b5

on repeat *1st time* etc Eb7 Dm7 D° A° B G7

repeat → Ab Cm7 Ab7 Db9 Eb7 Cm7 B7/6

Gm7 $\frac{6}{3}$ G7 $\frac{6}{3}$ Cm7(sus) + F13 last time $\frac{6}{3}$ Fm7b5 $\frac{6}{3}$

was F13m9 B7/6 $\frac{6}{3}$ Gm7 F#7

E° Eb $\frac{6}{4}$ Cm7 Bbm7 Am7 D7

Gm7 Cm7 F7 Bb7 Eb Eb7 Ab D9 || Cm7 F7 Fm Bb7 Eb D7C.

2nd time VAMPS (Eb6 Bb7 B9) repeat contrary 4° b1° Bb Ab etc

last time

Eb4 Cm7 G7 Cm Am7 || D7 G Cm7 Eb7 Eb7 Ab Cm Am7 Ab amb 2

to key of C E Em7 G7 Bb7 D6 ... [B] *improv on Bb6 end*

E° Eb $\frac{6}{4}$ D7 Gm7 F9 Db9 Cm7 B7 Bb7 sus

RHYTHM PATTERNS (SAMBA)

BOSSA

over drums

4/4

↑ BASS

X X X X etc

12-26-73 1-1-74

INTRO. DENSITY / FLOW STRIKES
E7 F7 3 etc etc
to Bb7 to D6 G7 Bb7 Db7 F6
to Ab to Bb to Eb6

ELISION: G Fm9 Bb7 Am7 Ebm9 Ab7 || INTRO G C B° E7 Bbm7 Eb7 Am7

THERE WILL NEVER

DO SONGS IN FLUCTUATING KEYS THAT IS EACH PHRASE IN A NEW KEY (EXAMPLE: "WHISPERING")
PRACTICE HITTING ON " WITH LEFT HAND ON CHORDS INSTEAD OF PLUCKING WITH RIGHT HAND

on repeat 5+ time etc

Chords: Eb7, Dm7, D°, A°3, E7, Ab7, Cm7, Ab7, Dm7, Bb7, Cm7, B7/16

Chords: Gm7, G7, Cm7(sus), F13, last time, Fm7b5, Eb7, Cm7, Bbm7, Am7

Chords: Gm7, Cm7, F7, Bb7, Eb7, Ab7, Dm7, Cm7, F7, Fm7b5, Eb7, D.C.

SEMIPRO-BOUNCE

2nd time

repeat contrary

last time

Chords: Eb7, Cm7, G7, Cm7, Am7, Cm7, Eb7, Eb7, Cm7, Ab7, Ab7, Cm7, Ab7

to key of C

Chords: E, Em7, G7, Bb7, D6, B, Bb6, Cm7, A#0, G#m7, E7, Cm7, C7, Bb

RHYTHM PATTERNS (SAMBA)

BASSA

over drums

store G, 12-27-73

Chords: A#7, Eb

BARRY Z. PICK FRUITER

BASS

get to minia keys via 3rd index moving.
D6 Ab7 Cm7