

Ted Greene
Arrangement

MOONGLOW

© 2005 Ted Greene

Playing order: ● X □ △
○ = opt.

Rubato feel for this arrangement is fine, although you may wish to swing it instead.

Fill _____

Four guitar chord diagrams for measures 1-4. Measure 1: G1/9 (10th fret, 1st string open, 2nd string 10, 3rd string 12, 4th string 14, 5th string 17, 6th string 20). Measure 2: G1/9 (10th fret, 1st string open, 2nd string 10, 3rd string 12, 4th string 14, 5th string 17, 6th string 20). Measure 3: G7m7 (10th fret, 1st string open, 2nd string 10, 3rd string 12, 4th string 14, 5th string 17, 6th string 20). Measure 4: G7m6 (12th fret, 1st string open, 2nd string 12, 3rd string 14, 4th string 16, 5th string 18, 6th string 21).

Musical staff for measures 1-4. Measure 1: Quarter rest. Measure 2: Quarter note G4, quarter note A4. Measure 3: Quarter note B4, quarter note C5. Measure 4: Quarter note B4, quarter note A4.

1. It must have been moon - glow,

Fill _____

Four guitar chord diagrams for measures 5-8. Measure 5: D6 (12th fret, 1st string open, 2nd string 12, 3rd string 14, 4th string 16, 5th string 18, 6th string 21). Measure 6: D6 (12th fret, 1st string open, 2nd string 12, 3rd string 14, 4th string 16, 5th string 18, 6th string 21). Measure 7: F13 (12th fret, 1st string open, 2nd string 12, 3rd string 14, 4th string 16, 5th string 18, 6th string 21). Measure 8: E13 (11th fret, 1st string open, 2nd string 11, 3rd string 13, 4th string 15, 5th string 17, 6th string 20).

Musical staff for measures 5-8. Measure 5: Quarter note G4, quarter note A4. Measure 6: Quarter note B4, quarter note C5. Measure 7: Quarter note B4, quarter note A4. Measure 8: Quarter note G4, quarter note F4.

way up in the blue,

Fill _____

Eight guitar chord diagrams for measures 9-16. Measure 9: Em7 (5th fret, 1st string open, 2nd string 5, 3rd string 7, 4th string 9, 5th string 12, 6th string 15). Measure 10: Em7 (12th fret, 1st string open, 2nd string 12, 3rd string 14, 4th string 16, 5th string 18, 6th string 21). Measure 11: Fm7/b9 (13th fret, 1st string open, 2nd string 13, 3rd string 15, 4th string 17, 5th string 20, 6th string 23). Measure 12: Em7/b9 (12th fret, 1st string open, 2nd string 12, 3rd string 14, 4th string 16, 5th string 18, 6th string 21). Measure 13: E7#9 (11th fret, 1st string open, 2nd string 11, 3rd string 13, 4th string 15, 5th string 17, 6th string 20). Measure 14: A13 (10th fret, 1st string open, 2nd string 10, 3rd string 12, 4th string 14, 5th string 17, 6th string 20). Measure 15: A9+ (5th fret, 1st string open, 2nd string 5, 3rd string 7, 4th string 9, 5th string 12, 6th string 15). Measure 16: D6 (12th fret, 1st string open, 2nd string 12, 3rd string 14, 4th string 16, 5th string 18, 6th string 21).

Musical staff for measures 9-16. Measure 9: Quarter note G4, quarter note A4. Measure 10: Quarter note B4, quarter note C5. Measure 11: Quarter note B4, quarter note A4. Measure 12: Quarter note G4, quarter note F4. Measure 13: Quarter note G4, quarter note A4. Measure 14: Quarter note B4, quarter note C5. Measure 15: Quarter note B4, quarter note A4. Measure 16: Quarter note G4, quarter note F4.


it must have been moon - glow,

Six guitar chord diagrams for measures 17-22. Measure 17: D7b6 (10th fret, 1st string open, 2nd string 10, 3rd string 12, 4th string 14, 5th string 17, 6th string 20). Measure 18: Dm7 (10th fret, 1st string open, 2nd string 10, 3rd string 12, 4th string 14, 5th string 17, 6th string 20). Measure 19: G9 (9th fret, 1st string open, 2nd string 9, 3rd string 11, 4th string 13, 5th string 16, 6th string 19). Measure 20: Gm9 (8th fret, 1st string open, 2nd string 8, 3rd string 10, 4th string 12, 5th string 15, 6th string 18). Measure 21: C13 (8th fret, 1st string open, 2nd string 8, 3rd string 10, 4th string 12, 5th string 15, 6th string 18). Measure 22: D (7th fret, 1st string open, 2nd string 7, 3rd string 9, 4th string 11, 5th string 14, 6th string 17).

Musical staff for measures 17-22. Measure 17: Quarter note G4, quarter note A4. Measure 18: Quarter note B4, quarter note C5. Measure 19: Quarter note B4, quarter note A4. Measure 20: Quarter note G4, quarter note F4. Measure 21: Quarter note G4, quarter note A4. Measure 22: Quarter note B4, quarter note C5.

7 that led me straight to you. _____





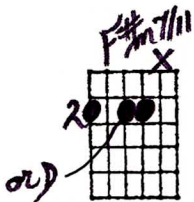
"Moonglow" -- Ted Greene Arrangement, 1985-04-20 (p.2)





Right hand fill

9
 2. I still hear you say - ing

Fill

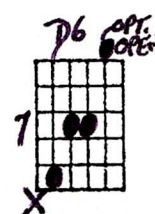
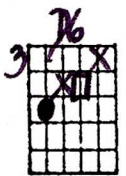


11
 "dear one, hold me fast,"



Right hand fill

13
 and I start in pray - ing,



15
 "O Lord, please let this last."

"Moonglow" -- Ted Greene Arrangement, 1985-04-20 (p.3)

Fill _____

17 We _____ seemed to float right thru the

Fill _____

19 air, _____

Right hand fill

21 hea - ven - ly songs _____ seemed to come from

Original melody: G#, B, D, F#

Right hand fill _____

23 ev - - 'ry - - - where. _____

"Moonglow" -- Ted Greene Arrangement, 1985-04-20 (p.4)

25

3. And

now when there's moon - glow,

Right hand fill

27

way up in the blue,

optional anticipation

Right hand fill

Fill _____

29

I al - ways re - mem - ber,

Right hand fill

opt. anticip.

Fill _____

31

that moon - glow gave me you.

SOLO GUITAR

MOONGLOW

© 2008
J. Williams

Key of D RUBATO feel for this arr. is fine although you may wish to swing it instead

Handwritten guitar chord diagrams for the song "MOONGLOW" in the key of D. The diagrams are arranged in a grid of approximately 10 rows and 10 columns. Each diagram shows a guitar fretboard with dots indicating finger positions and 'X' marks for muted strings. Chord names are written above each diagram, including G19, Gm6, D6, F13, E13, Bb13, Em7, Fm7, Fm7/11/13, Em7/11, E7#9, A13, A9+, D6, D7/6, Dm7, G9, Gm9, C13, D, G19, A11, G#7, Gm6/A7, F#m11, Bm7, F7/6, E13, Bb9, Em7, Em7, Bb7, A7/6, D6, G6(Em7), Bb7, D6, D9, A7, D9, D9, C#9, F#7b9, B9, F#7+, B9, G6(Em7), D9, A7, A13, G19, G, G, C#11, Bm19, Bm7, Bm7, E13, Em7, Em7, Bb9, A13, E7#9, A7/6, D7, G#7, G7, Gm7, Gm6, D, D13#9, and G. The diagrams include various annotations such as "Rt. hand FILL", "open", "anticipation", and "left hand FILL".