

MELANCHOLY SERENADE

Playing order: ● × □ △
○ = opt.

The Jackie Gleason Show Theme

9 G#7 G#9+ C#m G#7#9

Key of C#m

Me - lan - cho - ly Ser - e - nade.

C#m6 C#m7 A9 Em7

Ev - 'ry time I hear it played.

A9 A7 C#m6 A#m7bs

m6bs (06, 07)

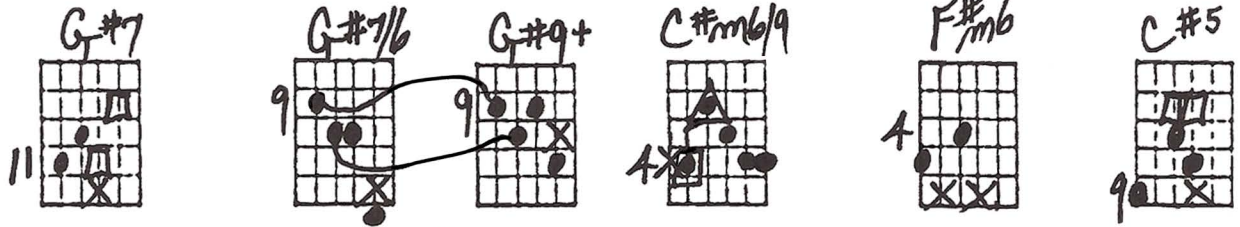
Right out of space, your haunt - ing

You fill.....

A9 Ab13 Fm7

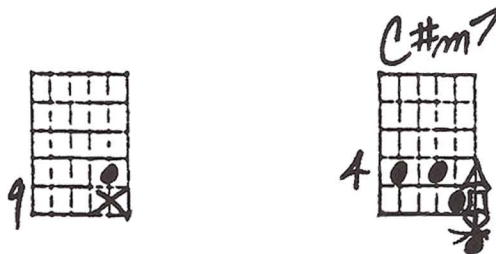
Hold what you can

face ap - - - pears.



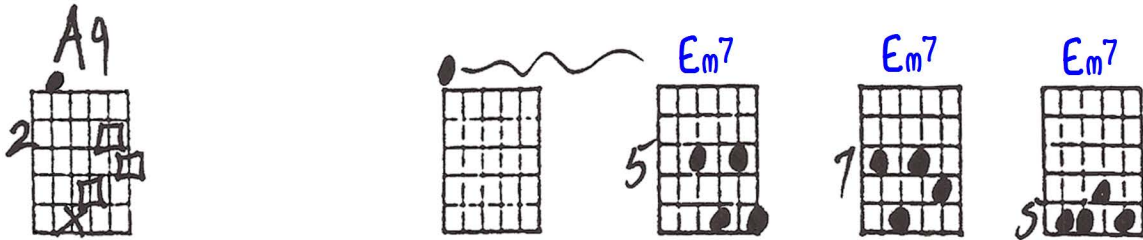
8

There were oth - er ser - e - nades.



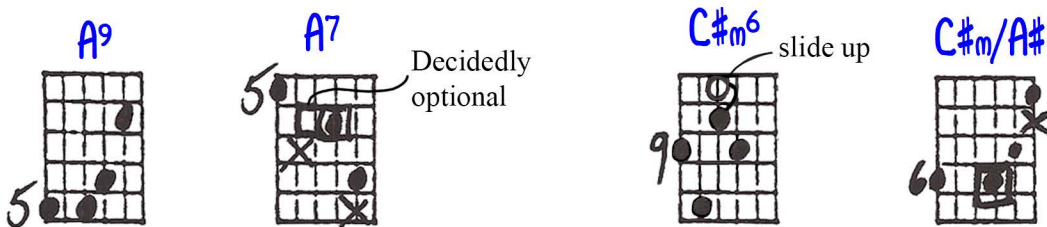
10

Brok - en prom - is - es you



11

made.

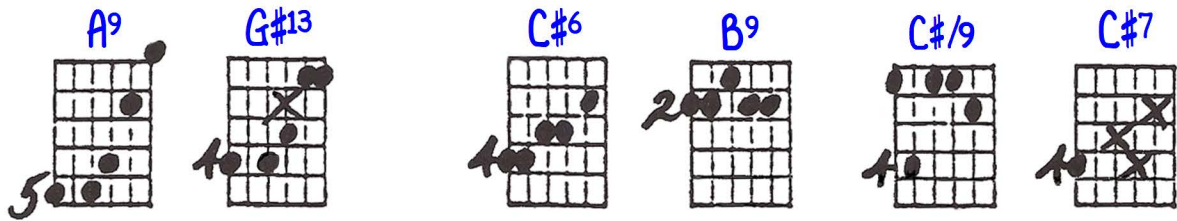


Decidedly optional

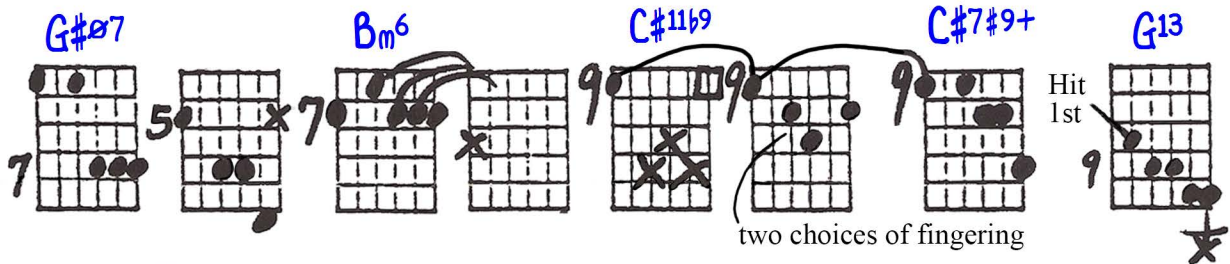
slide up

12

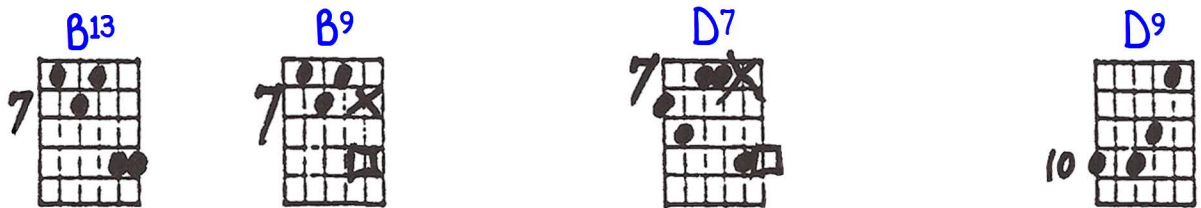
Why must I pay, day af - ter



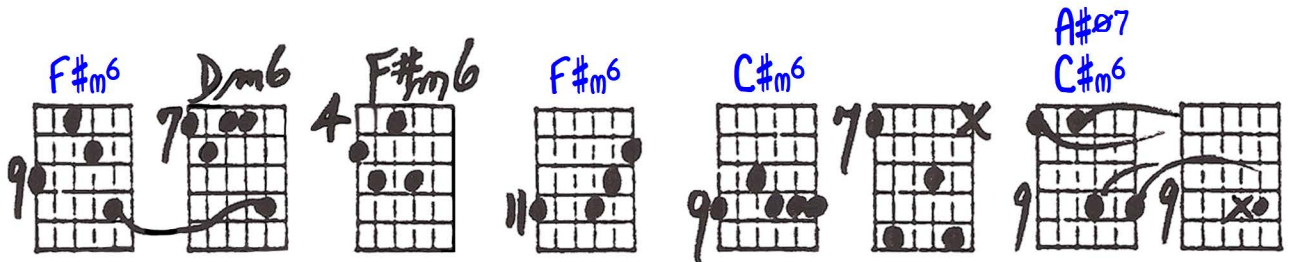
14 day with tears? A -



17 lone in my room, I watch the ghost of



19 you.



20 A - lone in the gloom,

Slide X's up

D#7sus **D#13b9** **A13** **A9**

open

12

12

22

once more I'm close to

Cm **Em6/9** **A9**

open

8

7

5

23

you.

Modulation:

Cm7 **C#7** **F#7** **F#13**

4

9

9

7

24

Me - lan - cho - ly Ser - e -

Fill with right-hand harp things

[If using this option, then play F# on Bm6]

Bm **GΔ9** **Bmb6** **Bm6** **G7** **Bm7** **Em7**

7

7

7

5

7

7

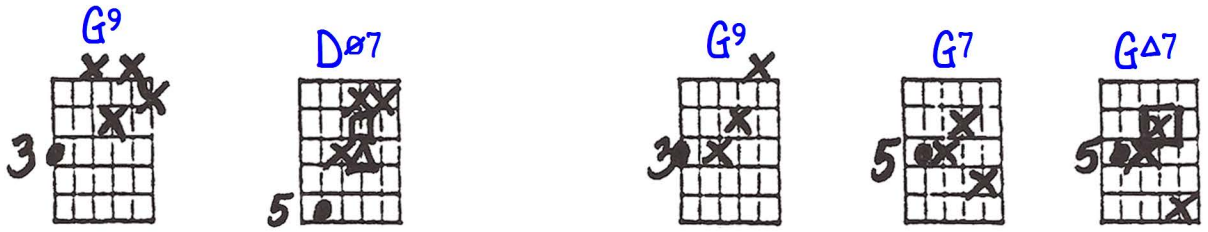
open

Deaden 4th string

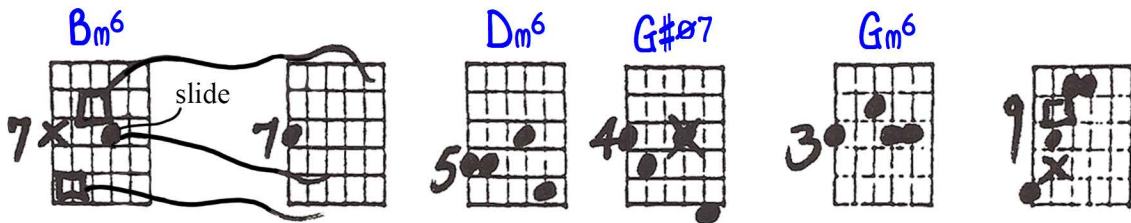
3

25

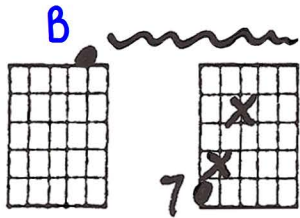
nade, as the mu - sic starts to



27 *p* fade, _____ I feel you



29 kiss, and then you dis - - - ap -



31 *p.* pear.

MELANCHOLY SERENADE

4-5-99

opposite
key of $C\#m$

Chord diagrams for the first section of the piece:

- Row 1: $G\#7$, $9+$, $C\#m$, $G\#7\#9$, $C\#m6$, $C\#m7$, $A9$, $E7m$
- Row 2: $A9$, $A7$, $C\#m6$, $A\#m7b5$, $A9$, $A13$, $F7m$
- Row 3: $G\#7$, $G\#7/b6$, $G\#9+$, $C\#m6/9$, $F\#m$, $C\#m7$, $A9$

Annotations: "hold what you want" near $A\#m7b5$; "You Fill $C\#m7$ " near $C\#m7$; "decidedly optional slide up" near $F\#m$.

Chord diagrams for the second section:

- Row 1: 5 , 7 , 5 , 5 , 5 , 9 , 6 , 5 , 10 , 4
- Row 2: 2 , 4 , 10 , 7 , 5 , 7 , 9 , 9 , 9 , 9

Chord diagrams for the third section:

- Row 1: 2 , 4 , 10 , 7 , 5 , 7 , 9 , 9 , 9 , 9
- Row 2: 9 , 7 , 7 , 7 , 7 , 9 , 7 , 9 , 9 , 9

Annotations: "change fingers" near $F\#m$.

Chord diagrams for the fourth section:

- Row 1: 9 , 7 , 7 , 7 , 7 , 9 , 7 , 9 , 9 , 9
- Row 2: 7 , 7 , 9 , 9 , 11 , 11 , 12 , 12 , 8 , 7

Annotations: "HIT 1ST" near 9 ; "2+4", "3+4", "OPEN", "OPEN", "x-OPEN" near various diagrams.

Chord diagrams for the fifth section:

- Row 1: 5 , 9 , 9 , 9 , 7 , 7 , 7 , 7 , 7 , 7
- Row 2: 7 , 9 , 9 , 9 , 11 , 11 , 12 , 12 , 8 , 7

Annotations: "nose" near 9 ; "SLIDE x is up" near 11 ; "fill w/ all hand" near 7 ; "red" near 11 .

Chord diagrams for the sixth section:

- Row 1: 5 , 9 , 9 , 9 , 7 , 7 , 7 , 7 , 7 , 7
- Row 2: 7 , 9 , 9 , 9 , 11 , 11 , 12 , 12 , 8 , 7

Annotations: "open" near 5 ; "2+4", "3+4", "4+4", "5+4", "7+4", "7+4", "5+4", "7+4", "5+4", "4+4", "1+4", "2+4", "1+4" near various diagrams.

Chord diagrams for the seventh section:

- Row 1: 3 , 9 , 7 , 7 , 7 , 7 , 7 , 7 , 7 , 7
- Row 2: 7 , 9 , 9 , 9 , 11 , 11 , 12 , 12 , 8 , 7

Annotations: "4th str." near 7 .

Final chord diagrams and notes:

- Row 1: 3 , 9 , 7 , 7 , 7 , 7 , 7 , 7 , 7 , 7
- Row 2: 7 , 9 , 9 , 9 , 11 , 11 , 12 , 12 , 8 , 7

Annotations: "FRANK" at the bottom center.