

LET IT BE ME

Playing ● × □ △
order: ○ = opt.

Solo Guitar in Outline Format:

You have to add the missing melody notes to stitch this page together;
Also, the right hand broken-chord texture is needed to keep the whole thing flowing.

Because of the nature of the melody of this song, many bass notes in the chords are actually struck before the rest of the notes, right?

Key of E

E B C#m G#m

I bless the day I found you. I want to stay a-round you.
If, for each bit of glad - ness, some - one must taste of sad - ness,

—Fill chord—

A/9 E F#m7 B11 E

Or use "open position" by the nut. Really work on adding the right hand flow here.

4 And so I beg you, let it be me.
I'll bear the sor - row. Let it be me.

open

E E B G#b9 C#m G#m G#m




8 Don't take this hea - ven from one. If you must cling to som - one,
No mat - ter what the price is, I'll make the sac - ri - fic - es,

A/9 E F#m7 B11 open E

Decorate this.

12 now and for - ev - er, let it be me.
through each to - mor - row. Let it be me.

Bridge:

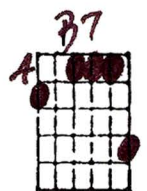


16

Each time we meet, love
To you I'm pray - ing. I Hear find com -
I'm



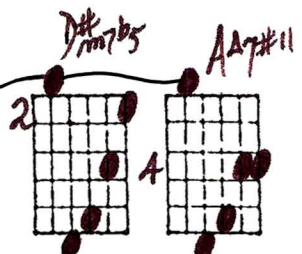
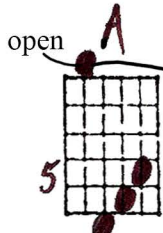


Decorate




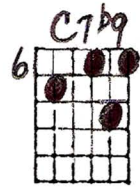
19

plete love.
say - ing. With - out your sweet love,
Please let you heart beat




22

what for would me, life just be? be?
me. me.



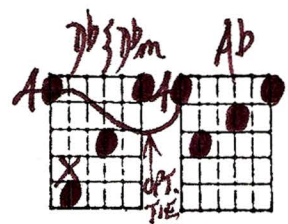
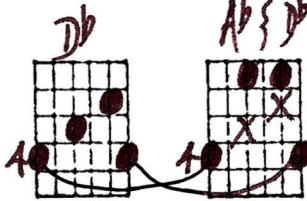
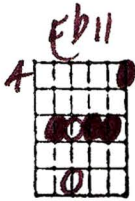
25

So nev - er leave me lone - ly. Tell me you'll



28 love me on - ly. And that you'll al - ways

Musical staff for measures 28-30. Measure 28: Treble clef, key signature of three flats (Bb, Eb, Ab). Chords: Cm7 (8th fret), Cm7 (8th fret), Db/9 (9th fret), Ab (6th fret). Lyrics: love me on - ly. Measure 29: Chords: Ab (6th fret), Ab (6th fret), Ab (6th fret). Lyrics: And that you'll al - ways. Measure 30: Chords: Ab (6th fret), Ab (6th fret), Ab (6th fret). Lyrics: al - ways.



31 let it be me.

Musical staff for measures 31-33. Measure 31: Treble clef, key signature of three flats. Chords: Bbm7 (6th fret), Eb11 (4th fret), Db (4th fret), Ab/Db (4th fret). Lyrics: let it be me. Measure 32: Chords: Eb/Ab (4th fret), Eb/Ab (4th fret), Eb/Ab (4th fret). Measure 33: Chords: Db/9 (4th fret), Ab (4th fret), Ab (4th fret). Lyrics: me.

Optional for measure 31:



34 let it be

Musical staff for measure 34. Treble clef, key signature of three flats. Chords: Bbm7 (6th fret), Eb11 (4th fret). Lyrics: let it be.

SOLO GUITAR

LET IT BE ME

MS 878
D. Johnson

IN OUTLINE FORMAT: YOU HAVE TO ADD THE MISSING MELODY NOTES TO STITCH THIS PAGE TOGETHER; ALSO THE RIGHT HAND BROKEN-CHORD

Because of the nature of open strings, many bass notes in the chords are actually struck before the rest of the notes, right?

Key of Ab

Key of E

1 E B C#m G#m A/9 E F#m7 B11

2 E E B G#m7 G#m7 A/9 E F#m7

3 B11 open E (BRIDGE: A A7 G#m7 F#m7 F#m7 B7/6 open E/9 A B7

4 G#m7 C#m open A D#m7b5 A A7#11 Abm3 B7/6

5 Ab Fb C7b9 Fm Cm Cm7 Db/9 Ab Bbm7 Eb11 or

6 Eb11 Db AbsD Eb11/Ab D#m Ab

7

8

9

10

11

12

13

14

15

16

17

18

19

20

21

22

23

24

25

26

27

28

29

30

31

32

33

34

35

36

37

38

39

40

41

42

43

44

45

46

47

48

49

50

51

52

53

54

55

56

57

58

59

60

61

62

63

64

65

66

67

68

69

70

71

72

73

74

75

76

77

78

79

80

81

82

83

84

85

86

87

88

89

90

91

92

93

94

95

96

97

98

99

100

TEXTURE IS NEEDED TO KEEP THE WHOLE THING FROM BEING FLAT. A RHYTHM UNIT IS NEEDED TO KEEP THE WHOLE THING FROM BEING FLAT.

Repeat now from the beginning of line 2 and play until you reach the Abm3. Then:

101

102

103

104

105

106

107

108

109

110

111

112

113

114

115

116

117

118

119

120

121

122

123

124

125

126

127

128

129

130

131

132

133

134

135

136

137

138

139

140

141

142

143

144

145

146

147

148

149

150

151

152

153

154

155

156

157

158

159

160

161

162

163

164

165

166

167

168

169

170

171

172

173

174

175

176

177

178

179

180

181

182

183

184

185

186

187

188

189

190

191

192

193

194

195

196

197

198

199

200