

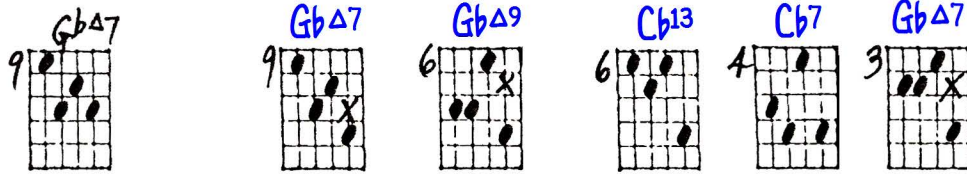
# I'LL REMEMBER APRIL

Playing order: ● × □ ▲  
○ = opt.

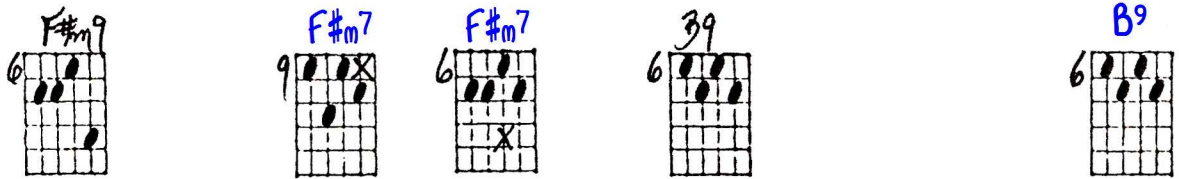
Basic Ensemble Harmonized Melody Style (middle strings)

[Outline format: you need to add the extra melody notes]


Key of Gb



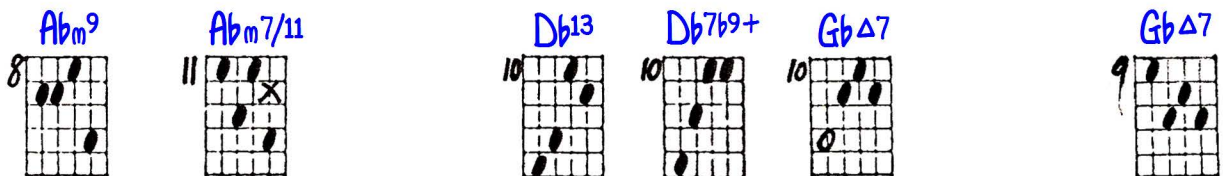
5 This love - ly day will leng - then in - to eve - ning,



5 We'll sigh good - bye to all we've ev - er had. A -



9 lone, where we walked to - geth - er, I'll re -



13 mem - ber A - pril and be glad. I'll

**Bm7**
**E7**
**E9**
**AΔ7**
**F#m7**

17 be con - tent you loved me once in A - pril your

**Bm7**
**E7**
**E7b9**
**AΔ7**
**AΔ7**
**A7**

21 lips were warm and love and Spring were new. But I'm not a -

**Abm7/11**
**CbΔ7**
**Abm9**
**Db7/6**
**GbΔ9** or **GbΔ9♯7**
**GbΔ7**
**Gbm7/11**

25 fraid of Au - tumn and her sor - row, for I'll re -

----- Fill -----

**Fm7/11**
**Bb7/6**
**EbΔ9**
**Eb9**
**Abm9**
**Db7b9b5**

29 mem - ber A - pril and you.

G $\flat$  $\Delta$ 7 A $\flat$ m7 B $\flat$ m7 A $\flat$ m7 G $\flat$  $\Delta$ 7 G $\flat$ 13 C $\flat$ 13 C $\flat$ 7 $\flat$ 9/D $\flat$  G $\flat$  $\Delta$ 7

33 The fire will dwindle in to glowing ashes,

----- Fill -----

G $\flat$ m9 D $\flat$ 7 $\flat$ 9+ G $\flat$ m7 C $\flat$ 9 C $\flat$ 9 E $\flat$ m7 $\flat$ 5

37 for flames and love live such a little while, I

A $\flat$ m7 $\flat$ 5 D $\flat$ 9 D $\flat$ 9 B $\flat$ m7 $\flat$ 5 E $\flat$ 9 E $\flat$ 7 $\flat$ 9

41 won't forget, but I won't be lonely, I'll re -

A $\flat$ 9 A $\flat$ m7/11 D $\flat$ 13 D $\flat$ 13 $\flat$ 9 G $\flat$ 6

45 mem - ber A - pril and I'll smile.

"MIDDLE STRINGS" - I'LL REMEMBER APRIL - ENSEMBLE HARMONIZED MELODY STRKE

NO. 8-17-83

Kay 7/6b

Handwritten guitar chord diagrams for the piece "I'll Remember April". The diagrams are arranged in a grid of 8 rows and 10 columns. Each diagram shows a 6-string guitar fretboard with dots indicating finger positions and 'X' marks indicating muted strings. The diagrams are numbered 1 through 39, with some numbers appearing above the diagrams. Key signatures and chord types are indicated: Gbs7, F#m9, and Gb7b9. Some diagrams include the word "Fill" written below them. The diagrams are as follows:

- Row 1: Diagrams 1-10. Includes key signature Gbs7 and chord type F#m9.
- Row 2: Diagrams 11-20.
- Row 3: Diagrams 21-30.
- Row 4: Diagrams 31-40. Includes key signature Gb7b9.
- Row 5: Diagrams 41-50. Includes the word "Fill" below diagram 42.
- Row 6: Diagrams 51-60. Includes the word "Fill" below diagram 57.
- Row 7: Diagrams 61-70. Includes the word "Fill" below diagram 61 and the key signature Gb below diagram 69.
- Row 8: Diagrams 71-80. Includes the word "Fill" below diagram 71.
- Row 9: Diagrams 81-90. Includes the word "Fill" below diagram 81.
- Row 10: Diagrams 91-100. Includes the word "Fill" below diagram 91.