

# HERE COMES THE SUN

Playing order: ● × □ △  
○ = opt.

General Guideline: in fingerpicking, let all notes ring into each other like so [see measure #1].  
In other words, once you put a finger on a note, don't lift it unless you have to (in some rare cases this will not sound good - your ears will tell you).

7th fret

open

5th fret

9th fret

Diagram 1: A major chord, 9th fret barre.

Diagram 2: A major chord, 9th fret barre, optional hammer-on.

Diagram 3: A major chord, open string, 9th fret barre.

Diagram 4: A major chord, open string, 9th fret barre.

7th fret

Diagram 1: open D major chord.

Diagram 2: Barre at 7th fret.

Diagram 3: B7 chord, 7th fret barre.

Diagram 4: B7 chord, 7th fret barre.

[See variation p.5]

Diagram 1: A major chord, 12th fret.

Diagram 2: A major chord, 10th fret, or A as Δ.

Diagram 3: open D major chord, 10th fret.

Diagram 4: A major chord, 9th fret.

Diagram 5: Bm7 chord, 7th fret.

Full barre begins on this note

This must dampen the adjacent open D

Switch of register

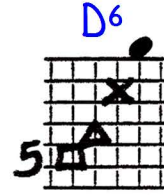
Diagram 1: A major chord, 9th fret.

Diagram 2: E7sus chord, 7th fret, pull-off.

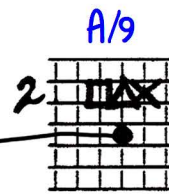
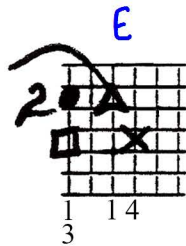
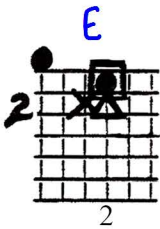
Diagram 3: A major chord, 2nd fret.

Diagram 4: A/9 chord, 2nd fret.

Hammer-on

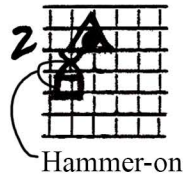


Musical staff for measures 17-18. Measure 17 starts with a treble clef, key signature of two sharps (F# and C#), and a 4/4 time signature. The melody consists of quarter notes: G4, A4, B4, C5, B4, A4, G4. Measure 18 continues with quarter notes: F#4, E4, D4, C4, B3, A3, G3. Chord symbols are placed below the staff: A/9 (measure 17), A (measure 17), DΔ7 (measure 18), and D6 (measure 18).



Hammer-on

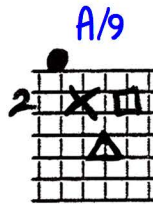
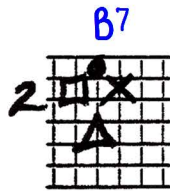
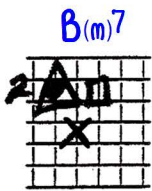
Musical staff for measures 19-20. Measure 19 starts with a treble clef, key signature of two sharps, and a 4/4 time signature. The melody consists of quarter notes: G4, A4, B4, C5, B4, A4, G4. Measure 20 continues with quarter notes: F#4, E4, D4, C4, B3, A3, G3. Chord symbols are placed below the staff: E (measure 19), E (measure 19), A (measure 20), and A/9 (measure 20). A double bar line is present between measures 19 and 20. An arrow points from the text 'Hammer-on' to the transition between the two A chord diagrams.



3rd finger abrupt shift

Hammer-on

Musical staff for measures 21-22. Measure 21 starts with a treble clef, key signature of two sharps, and a 4/4 time signature. The melody consists of quarter notes: G4, A4, B4, C5, B4, A4, G4. Measure 22 continues with quarter notes: F#4, E4, D4, C4, B3, A3, G3. Chord symbols are placed below the staff: A (measure 21), A (measure 21), DΔ7 (measure 22), and D6 (measure 22). An arrow points from the text 'Hammer-on' to the transition between the two A chord diagrams.



Musical staff for measures 23-24. Measure 23 starts with a treble clef, key signature of two sharps, and a 4/4 time signature. The melody consists of quarter notes: G4, A4, B4, C5, B4, A4, G4. Measure 24 continues with quarter notes: F#4, E4, D4, C4, B3, A3, G3. Chord symbols are placed below the staff: B(m)7 (measure 23), B7 (measure 23), A/9 (measure 24), and A (measure 24).

D<sup>6</sup> A/9 Bm<sup>7</sup> A/9 E

pull-off

25

A A E

27

4th fret

E C G D D

29

A A/9 E E

31

Variation for measure #13:

Diagram 1: Fretboard grid showing a barre at the 12th fret. Fingering: index (1) on 1st string, middle (2) on 2nd string, ring (3) on 3rd string, and pinky (4) on 4th string. A triangle marker is on the 2nd string, 12th fret. A square marker is on the 4th string, 12th fret. An 'X' is on the 3rd string, 11th fret. A circled '3' is below the diagram.

Diagram 2: Fretboard grid showing a barre at the 10th fret. Fingering: index (1) on 1st string, middle (2) on 2nd string, ring (3) on 3rd string, and pinky (4) on 4th string. A triangle marker is on the 2nd string, 10th fret. A square marker is on the 4th string, 10th fret. An 'X' is on the 3rd string, 9th fret. A circled '10' is above the diagram.

Musical notation: Treble clef, key signature of three sharps (F#, C#, G#). The notation shows a sequence of notes: G4 (quarter), A4 (quarter), B4 (quarter), C5 (quarter), B4 (quarter), A4 (quarter), G4 (quarter). A circled '3' is below the first note, and a circled '4' is below the second note. A circled '1' is above the first note. A double bar line follows the sequence.

Variation for measure #19:

Diagram 1: Fretboard grid showing a barre at the 2nd fret. Fingering: index (1) on 1st string, middle (2) on 2nd string, ring (3) on 3rd string, and pinky (4) on 4th string. A triangle marker is on the 2nd string, 2nd fret. A square marker is on the 4th string, 2nd fret. An 'X' is on the 3rd string, 1st fret. A circled '2' is below the diagram. A blue 'E' is above the diagram.

Diagram 2: Fretboard grid showing a barre at the 2nd fret. Fingering: index (1) on 1st string, middle (2) on 2nd string, ring (3) on 3rd string, and pinky (4) on 4th string. A triangle marker is on the 2nd string, 2nd fret. A square marker is on the 4th string, 2nd fret. An 'X' is on the 3rd string, 1st fret. A circled '2' is below the diagram. A blue 'E' is above the diagram.

Musical notation: Treble clef, key signature of three sharps (F#, C#, G#). The notation shows a sequence of notes: G4 (quarter), A4 (quarter), B4 (quarter), C5 (quarter), B4 (quarter), A4 (quarter), G4 (quarter). A circled '2' is below the first note, and another circled '2' is below the fifth note. A blue 'E' is above the first note, and another blue 'E' is above the fifth note. A double bar line follows the sequence.



GENERAL GUIDELINE:  
IN FINGER PICKING, LET ALL  
NOTES RING INTO EACH OTHER  
LIKE SO

9-4-73 arr. Green  
IN OTHER WORDS, ONCE YOU PUT A FINGER ON A NOTE, DON'T LIFT IT UNLESS  
YOU HAVE TO (in some  
rare cases this will not sound  
good - your ears will tell you)

# HERE COMES THE SUN

The image shows a handwritten musical score for guitar in G major (one sharp) and 4/4 time. The score is written on five staves. The first staff begins with a treble clef, a key signature of one sharp (F#), and a 4/4 time signature. The music consists of a series of chords and melodic lines. The second staff continues the melody with some triplets. The third staff includes a circled '30' and some circled notes. The fourth and fifth staves continue the piece with various chordal textures and melodic fragments. The notation includes many '+' signs, likely indicating fingerings or specific picking techniques. The score ends with a double bar line and repeat dots.

Seven empty musical staves are provided below the handwritten score, each consisting of five horizontal lines.



ala lesson  
to Craig Price

# HERE COMES THE SUN

9-30-93

Retell notes ring where musical gas in DIAGRAMS 1-2

The image contains multiple staves of handwritten guitar tablature. Each staff represents a different fret position or a specific technique. The notation includes numbers 1-5 for frets, 'x' for muted strings, and triangles for natural harmonics. Annotations include:

- OPEN**: Indicated at the beginning of several staves.
- OFF. HAMMER-ONS**: A note with a triangle and 'x' above it, with an arrow pointing to the fretted note.
- BARRE**: A line drawn across the strings with an arrow pointing to the fretted notes.
- FULL BARRE BEGINS on this note**: An arrow pointing to a specific fretted note.
- 3rd FINGER SHIFT**: An arrow indicating a shift in the third finger.
- 3**: A large number indicating a triplet.
- SWITCH of Register**: A note with a triangle and 'x' above it, with an arrow pointing to the fretted note.
- PULL-OFF**: A note with a triangle and 'x' above it, with an arrow pointing to the fretted note.
- HAMMER ON**: A note with a triangle and 'x' above it, with an arrow pointing to the fretted note.
- HAM. ON**: A note with a triangle and 'x' above it, with an arrow pointing to the fretted note.
- HAM. ON**: A note with a triangle and 'x' above it, with an arrow pointing to the fretted note.
- HAM. ON**: A note with a triangle and 'x' above it, with an arrow pointing to the fretted note.
- HAM. ON**: A note with a triangle and 'x' above it, with an arrow pointing to the fretted note.
- PULL-OFF**: A note with a triangle and 'x' above it, with an arrow pointing to the fretted note.
- Repetito**: A note with a triangle and 'x' above it, with an arrow pointing to the fretted note.