

GOD REST YE MERRY GENTLEMEN


Playing order: ● × □ △ ★
○ = opt.

[Chord grids are suggestions.
Other forms are also possible.]

A good way to get a lot out of playing these pieces is to learn the melodies first, then harmonize them yourself, then compare with given harmonizations.

Chord grids for the first line of music:


- Dm (7)
- Dm (10)
- A (7)
- A7 (5)
- Dm (5)
- Am (5)
- Bb (6)
- F (3)



God rest ye merry gentlemen, let mem-ber Christ our gen-tle-men, was

Chord grids for the second line of music:


- Bb (6)
- A7#9 (C#0, 9)
- Dm (10)
- Gm (5)
- A (5)
- A7sus (7)



no born-thing on you Christ-dis-mas may. Re-

Chord grids for the third line of music:

- A (5)
- D7 (3)
- Gm (5)
- C9 (5)
- F (8)
- Bb (8)



Day. To save us all from

Chord grids for the fourth line of music:

- F (6)
- Gm7 (8)
- F (10)
- C#07 (9)
- Dm (10)
- G7 (5)
- Am (7)
- G7 (5)



Sa-tan's power when we were gone a-

C7
Gm7
C7
F
Bb
C7

9

stray. O _____ tid - - ings of

F
C#07
Dm
A7
Dm
F
G

11

com - - fort and joy. Com - fort and

C7
Bb
C7
Dm
Bb
F
Bb

13

joy. O _____ ti - - - dings of

F
C#07
Dm
A7
Dm

15

com - - - - fort and joy.

Chord diagrams for the first system:

- C7: 5, 1, 3, 5, X, 2
- F: 10, 2, 3
- C7: 8, 2, 3, 5
- F: 10, 2, 3
- Gm7: 10, 2, 3, 5, 7
- F: 8, 2, 3, 5
- Bb: 8, 2, 3, 5

OPTIONAL ENDING, VARIATION 1:

Musical notation for Variation 1:

joy. O _____ ti - - - dings of

Chord diagrams for the second system:

- F: 10, 2, 3
- C#07: 3, 2, 3, 5
- Dm: 5, 2, 3, 5
- A7: 5, 2, 3, 5
- Dm: 10, 2, 3, 5

Musical notation for the second system:

com - - - - fort and joy.

Chord diagrams for the third system:

- C7: 5, 1, 3, 5, X, 2
- F: 10, 2, 3
- C7: 8, 2, 3, 5
- F: 10, 2, 3
- Gm7: 10, 2, 3, 5, 7
- F: 8, 2, 3, 5
- Bb: 8, 2, 3, 5

OPTIONAL ENDING, VARIATION 2:

Musical notation for Variation 2:

joy. O _____ ti - - - dings of

Chord diagrams for the fourth system:

- F: 10, 2, 3
- C7: 3, 2, 3, 5
- Bb7: 8, 2, 3, 5, 7
- A: 5, 2, 3, 5
- Dm: 3, 2, 3, 5, X, 2
- D: 3, 2, 3, 5

Musical notation for the fourth system:

com - - - fort and joy.

GOD REST YE MERRY GENTLEMEN

12-7-72 @ ^{100%} Ted Greene

One good way to get alot out of playing these pieces is to learn the melodies first, then harmonize them yourself, then compare with given harmonizations.

The image shows a handwritten musical score for the Christmas carol "God Rest Ye Merry Gentlemen". The score is written in 3/4 time and consists of two systems of staves. The first system has a treble clef on the top staff and a bass clef on the bottom staff. The second system also has a treble clef on the top staff and a bass clef on the bottom staff. The music is written in a key with one flat (B-flat major or D minor) and includes various musical notations such as notes, rests, accidentals, and dynamic markings. There are some handwritten annotations, including a circled '5' and a circled '2'. At the end of the piece, there is an "OPTIONAL LAST 3 MEASURES" section, indicated by an arrow pointing to the final three measures of the bass staff. The score is written in black ink on a white background.